

# 2021

PROPELLER CATALOG



 **SOLAS®** **RUBEX™**



***Propellers for Boaters made by Boaters.***



 **SOLAS<sup>®</sup>**  
*Where Speed Begins*

Constant progress resulted in continuous improvements in propeller quality and performance, and despite the fiercely competitive market, SOLAS made continuous advances toward establishment of the world's finest propeller company.

## Table of contents

A1	Table of Contents
A2	About SOLAS ; Research and Development
A3	Quality Assurance
A4	Basic Propeller Information
A5	SOLAS Propeller Applications ; Part No.Coding System
A6	Stainless Steel Propeller Manufacturing Process
A7	S/S Propellers : LEXOR , HR TITAN 4 , B3, Dual Prop
A8	S/S Propellers : HR TITAN3 , TITAN , NEW SATURN , SATURN
A9	Aluminum Propeller Manufacturing Process
A10	Aluminum Propellers
A11	SOLAS Ski Propellers
A12	SOLAS Plastic Propeller ; SOLAS Rubber Hub
A13	SOLAS Propeller Accessories
R1 - R10	<b>RUBEX Interchangeable Hub Propellers</b>
P1 - P10	Mercury, Mariner, Force Outboard, Mercruiser Stern Drive
P11 - P16	BRP, Johnson, Evinrude, OMC Stern Drive
P17 - P22	Yamaha
P23 - P28	Suzuki
P29 - P34	Tohatsu, Nissan
P35 - P40	Honda
P41 - P44	Volvo Penta
P45 - P48	Parsun
P49 - P51	Yanmar Stern Drive
C0 - C19	O.E.M to SOLAS Propellers Cross Reference
M0 - M5	Michigan Wheel to SOLAS Propellers Cross Reference
S1	Selva to SOLAS Propellers Cross Reference
E1	Engine RPM Chart

Product names may belong to Original Equipment Manufacturers. All references to Original Equipment Manufacturers, their trade names or their part numbers, are for replacement part identification only.

SOLAS was founded in 1985 by Dr. Solas Y. J. Lin. Solas is now one of the most well known and trusted names in outboard/stern drive propellers and impellers for personal watercraft vehicles. Our success is largely due to superior design and craftsmanship from team SOLAS.

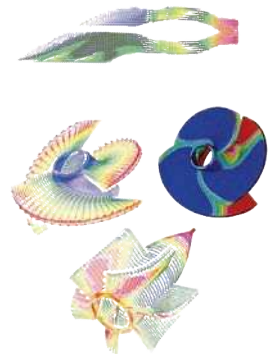
Located in Taiwan, SOLAS combines world class research and design, highly skilled workers, cost-effective material sourcing, and a technologically advanced manufacturing facility to deliver the highest quality of products to its customers.



## Research and Development

SOLAS possesses an outstanding R&D team. Each member is willing to accept challenges, to break through barriers, and to strive for improvement on existing technologies. Because of our outstanding R&D team, SOLAS not only stands at the top of the world propeller industry, but also possesses a diverse R&D strategy. SOLAS frequently conducts academic and industrial cooperative development projects with Taiwan leading research institutions. In recent years, we have expanded our vision to leisure watercraft propulsion systems, and have established a new, comprehensive R&D division for that purpose.

SOLAS's R&D teams combine propeller theory, quantitative data analysis, and realistic Field testing technologies to design world class watercraft propellers. With superior CAD, CAM and CAE capabilities, SOLAS now can manufacture products that completely satisfy every customer requirement. These outstanding R&D and production technologies are the basis on which SOLAS has become the most well known brand in the industry.



## Controlling Every Aspect of Quality

SOLAS aluminum alloy propellers surpass regular stainless steel propellers in terms of thinness, corrosion resistance, and quality. SOLAS has become the world's leading brand of stainless steel and aluminum propellers. Numerous tests conducted by major media authorities have proven that SOLAS propellers stand up to collisions better than the competitors', and that long-term durability studies have shown that SOLAS propellers' resistance against rust and corrosion outperforms all the others in their class.





We are honored to have BSI (British Standards Institution) ISO 9001 certificate and the Symbol of Excellent Products from Taiwan Government. Total satisfaction of our customers is always our first priority.



We have always been instilling a high level of quality consciousness in all of our employees, and each employee helps ensure the quality of our products. This not only helps reduce personnel costs, but more directly improves progress and reduces inventory space through on-site raw material inspection. Inspections are carried out in the most meticulous manner, from material receiving through processing to finished product shipment. SOLAS has also installed analysis equipment to assist the inspection and testing process, including composition tester, hardness tester, CMM systems, salt spray testing machine, rubber torque tester, and dynamic balance machine. We combine these standard quality inspection procedures with data analysis to improve product design and production processes, therefore increasing customer satisfaction.

In 1994, SOLAS was granted ISO-9002 certification from BSI, the UK certification authority. In May of 2003, SOLAS was awarded ISO-9001 certification (2000AD version). These quality certifications serve as further evidence of our commitment to continuous quality improvements and service.



## Propeller Basics :

This information is critical to determining the correct propeller for your application:

### 1. 3 or 4 Blades ?

A 3-blade propeller usually offers top speed performance while a 4-blade propeller provides maximum thrust and smooth cruising operation.


### 2. Diameter :

Diameter is the distance across a circle encompassing all of the propeller blades. (see Original Equipment Considerations item 2 below).




### 3. Pitch :

Pitch is the theoretical distance a propeller will move through the water for each revolution (i.e., a 21" pitch propeller should move a boat forward 21" for each revolution, assuming there is no slippage).



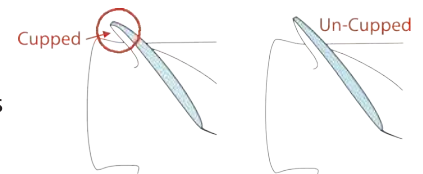
### 4. Right hand or Left hand Rotation?

In most cases, right hand propellers are used for single engine applications and one left hand propellers are used for twin engine applications to achieve better steering control.



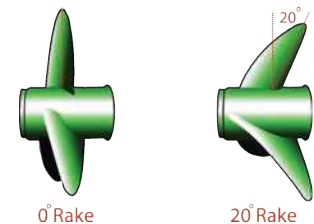
### 5. Cupped Blades:

This is a technique used to enhance the performance of propellers under certain conditions. A cupped propeller will exhibit very high efficiency at high speeds as well as minimize cavitation under heavy loads.



### 6. Rake :

Rake is a special design feature. Positive rake benefits from normal bow lift to permit the use of a larger diameter propeller, while negative rake can provide extra blade strength for use in very high speed applications.



## Original Equipment Considerations :

1. Determine the year, brand, model and horsepower of your motor.
2. Calculate the diameter of the OEM propeller by measuring from the center of the shaft hole to the tip of a blade x 2  
(Example: a measurement of 7 ¼ inches = a diameter of 14 ½ inches).
3. Is the type of material aluminum or stainless steel?

## Performance Considerations :

1. Type of boat (cruiser, ski, runabout, bass, pontoon) ?
2. Prop on boat now (brand, model, diameter, pitch, cupping) ?
3. Engine RPM at wide open throttle (WOT) ?
4. Speed of boat over water at WOT ?
5. Normal operating altitude (motors lose 3% of power per 1000 ft.)?

SOLAS offers a variety of propeller products to satisfy a wide range of engine and hull configurations. The following chart will help you choose the correct SOLAS propeller to meet your specific boating application.

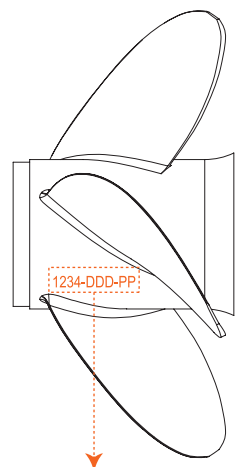
SOLAS PROPELLER	PROPELLER APPLICATION																		FEATURES										
	OUTBOARD												STERNDRIVE						Material	Blades	Rotation Available	Hub Type							
	Inflatable	Aluminum	Ski Boat	Bass Boat	Flats Boat	Bay Boat	Walleye Boat	Offshore Single	Offshore Dual	Sport Boat Single	Sport Boat Dual	Heavy Work Boat	Commercial	Sail Drive	Pleasure Runabout	Deck Boat	Pontoon	Ski Boat					Sport Boat Single	Sport Boat Dual	Family Cruiser	Cruiser Boats	Deck Boat	Pontoon	Houseboat
Amita3	●	●	●	●	●		●	●	●		●	●		●		●				●					●	AL	3	R.L	R
Amita4	●		●				●	●			●			●	●	●				●					●	AL	4	R.L	R
Bravo Two																				●					AL/SS	3	R.L	R	
Saturn	●	●									●			●		●								●	SS	3	R.L	R	
New Saturn	●	●									●			●		●								●	SS	3	R.L	R	
Titan	●	●	●					●	●		●			●		●				●				●	SS	3	R.L	R	
HR Titan3			●					●	●											●				●	SS	3	R.L	R	
HR Titan4				●	●		●	●	●		●	●		●	●				●	●	●		●	●	SS	4	R.L	R	
Scorpion				●																				●	SS	3	R.L	R	
Lexor						●		●	●	●									●	●	●		●	●	SS	3	R.L	R	
Solas Ski																								●	SS	3.4	R	N/A	
Solas Plastic	●																								PL	3	R	N/A	
High Thrust													●												AL	4	R	R	

Note - Material: AL = Aluminum; SS = Stainless Steel; PL = Plastic  
 Note - Rotation Available : R = Right-hand Rotation ; L = Left-hand Rotation  
 Note - Hub Type: R = Rubber; N/A = Not Applicable

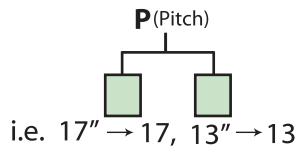
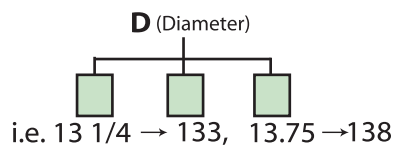
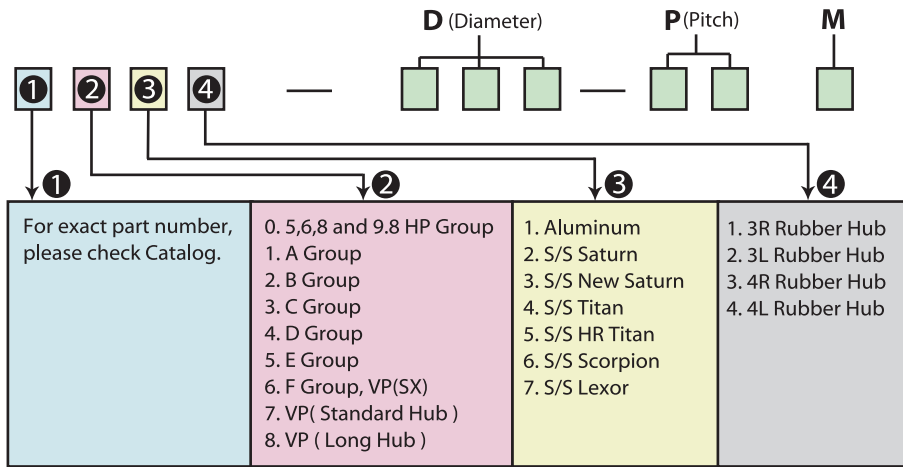
### Still can't choose the right propeller for your boat ?

Please visit www.solas.com to find more information about propeller application. Or simply find and call our distributors & dealers near your location, they will be glad to help you to choose the right propeller .

### SOLAS Part No. Coding System



SOLAS Propeller Part No. on propeller.



- M** : P .....Pin Drive Propeller ; S ..... Spline Drive Propeller
- Hub** : 1,2,5 .....Different Propeller Hub Fitting Spec.

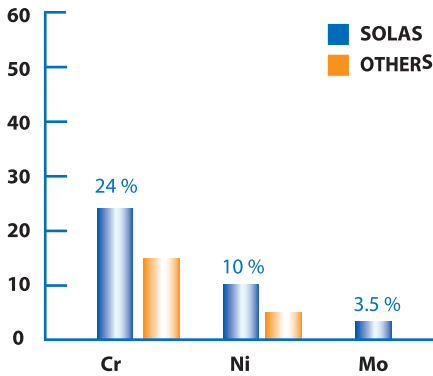


## Smooth, Durable, High Precision → Overall Performance

All SOLAS propellers are developed by state of the art. Through a sequence of theoretical calculations, geometry design, prototype testing, pilot production and field tests, SOLAS propellers are designed to meet customers' various requirements.

Modern CAD, CAM and CAE technologies are used to ensure that high precision tools are used for products.

## Unparalleled Durability





SOLAS Stainless Steel Propellers - Feature the industry's highest percentage of chromium, nickel, and molybdenum. Our material resists rust from salt water and increases the stability of the propeller blades.

SOLAS Stainless Steel propellers are made by investment casting process.

SOLAS focuses its production improvement efforts on efficient use of space, increased yield, first in first out processes and automated equipment (such as robotic dipping arms). We are constantly improving processes and striving even higher.

Performance and durability are the characteristics of the SOLAS stainless steel products.



**Stainless Steel High Performance Propellers**



**LEXOR** Stainless steel 3 blade  
Rubber Hub

- \* Large diameter & blade area for big boats
- \* Great high speed and midrange performance
- \* Excellent fuel economy for offshore boats



**LEXOR 4** Stainless steel 4 blade  
Rubber Hub

- \* Excellent top speed & very smooth performance
- \* High rake and cupped blade design
- \* Great stern lift & acceleration



**LEXOR PLUS** Stainless steel 3 blade  
Rubber Hub

- \* Large diameter & blade area for big boats
- \* Larger Diameter than Lexor
- \* Great high speed and mid range performance
- \* Excellent fuel economy for offshore boats



**B3** for  
**MERCURY BRAVO 3** Stainless steel  
4 blade front & 3 blade rear  
Solid hub

- \* Excellent acceleration and top speed
- \* Cupped blade design increases bite & reduces slip
- \* Highly Polished



**Dual Prop** for  
**VOLVO PENTA A,B&C Series**  
**DP280, 290** Stainless steel  
3 blade front &  
3 blade rear  
Rubber hub

- \* All-around performance
- \* Outstanding acceleration and top speed
- \* Must be used with a Solas stainless Front/Rear Prop

**Stainless Steel High Performance Propellers**



**HR TITAN 3 PROP** Stainless steel 3 blade Rubber Hub

- \* Performance prop for high speed planing hulls
- \* High rake blade design provides excellent bow lift
- \* Excellent acceleration and top speed
- \* Cupped blade design increases bite & reduces slip



**HR TITAN 4 PROP** Stainless steel 4 blade Rubber Hub

- \* Great stern lift & acceleration
- \* High rake and cupped blade design
- \* Powerful thrust & very smooth performance
- \* Increased speed & economy in the mid-range



**NEW SATURN PROP** Stainless steel 3 blade Rubber Hub

- \* All-around performance
- \* Good acceleration
- \* Large ear blade design



**TITAN PROP** Stainless steel 3 blade Rubber Hub

- \* Performance prop for high speed planing hulls
- \* High rake blade design provides excellent bow lift
- \* Excellent acceleration and top speed
- \* Cupped blade design increases bite & reduces slip



**NEW SATURN 4 PROP** Stainless steel 4 blade Rubber Hub

- \* All-around performance
- \* Great Acceleration and Midrange performance
- \* Large ear blade design



**SATURN PROP** Stainless steel 3 blade Rubber Hub

- \* All-around general purpose performance
- \* A more durable and cost effective replacement for aluminum


**Reliability and Precision**

SOLAS uses a state of the art squeeze casting process to make our aluminum propellers stronger and tougher than traditional die cast products.

As shown below, with 400x magnification of a propeller blade root cross-section, the squeeze cast propeller is almost non-porous, with finer grain size than the die cast propeller.



Standard Die Cast



SOLAS Squeeze Cast



*Cutting-face  
Other brand's prop*



**Cutting-face  
SOLAS Prop**

**About SOLAS Coating**



*Cutting-face  
Other brand's coating*



**Cutting-face  
SOLAS Prop**



Salt Water Spray Testing

SOLAS aluminum propellers have 4 layers of paint. Using superior coatings and a high-tech painting process ensures excellent anti-corrosion performance.

SOLAS aluminum propellers are exposed to over 500 hours of testing in a salt water spray tank. This testing simulates more than 6 months of normal salt water use.

## Aluminum High Performance Propellers



*AMITA 3* Aluminum 3 blade  
Rubber Hub

- \* Exclusive squeeze cast process
- \* Stronger blades with better performance
- \* Outstanding acceleration and top speed



*AMITA 4* Aluminum 4 blade  
Rubber Hub

- \* Exclusive squeeze cast process
- \* Stronger blades with better performance
- \* Great Acceleration and Midrange performance
- \* Great stern lift & handling



*AMITA 3-C Plus* Aluminum 3 blade  
Plus Rubber Hub

*AMITA 3-E Plus* Aluminum 3 blade  
Plus Rubber Hub

- \* Exclusive squeeze cast process
- \* Stronger blades with better performance
- \* Larger blades than the Amita 3 series for Superior thrust
- \* Suitable for heavy boats



**High Thrust Propeller**

**Aluminum 4 blade / Rubber hub**

- \* Exclusive squeeze cast process
- \* Stronger blades with better performance
- \* Excellent forward and reverse thrust
- \* Ideal for kicker / auxiliary engines with heavy loads

## Dual Prop for VOLVO PENTA A,B&C Series DP280, 290



**Aluminum Bravo Two**

for Mercruiser  
4.3L ~ 7.4L / D 2.8 L ~ D 7.3 L  
350Mag, 454Mag, 502 Mag

**Aluminum 3 blade / Rubber hub**

- \* Exclusive squeeze cast process
- \* Stronger blades with better performance
- \* Larger blades than the Amita 3 series for Superior thrust
- \* Suitable for heavy boats



**Aluminum / 3 blade front & 4 blade rear / Rubber hub**

- \* Exclusive squeeze cast process
- \* Stronger blades with better performance
- \* Outstanding acceleration and top speed

## High Performance

The SOLAS Ski Propeller is designed with a revolutionary new blade geometry to handle a wide range of conditions, from family recreation to sporting and competitive events.



SOLAS Ski Propeller Part No.

B	D	P	R	Shaft D	Shaft Taper	PART NO.
3	13	13	R	1"	1/16	<b>A001-130-13</b>
3	13	13	L	1"	1/16	<b>A002-130-13</b>
3	13	13	R	1 1/8"	1/16	<b>B001-130-13</b>
3	13	13	L	1 1/8"	1/16	<b>B002-130-13</b>

Michigan Wheel - SOLAS Ski Prop Cross Reference

MWC Part No.	Blades	Diameter	Pitch	Rotation	Shaft Diameter	Solas Part No.
310659	3	13	13	LH	1 1/8"	B002-130-13
310660	3	13	13	RH	1"	A001-130-13
310661	3	13	13	LH	1"	A002-130-13

SKI PROPELLERS



## Plastic Propeller ( 2.5 ~ 3.5HP )

SOLAS has developed a plastic series of propeller to meet the special requirements of small horsepower applications.

SOLAS uses the most advanced design and manufacturing technology to produce the best propeller for portable outboard motors.

Brand of Motor	Engine HP	BXDXP	P/N
TOHATSU	2.5~3.5	3X7 1/4X6	0001-073-06-P
MERCURY	2.5~3.5		
OMC	3.5		
HONDA	BF2 Series	3X7 1/4X6	6001-073-06-P



## Rubber Hub

After many years of research and development, SOLAS has developed an advanced series of rubber bushings with a strong and durable rubber compound.


With the required equipment the rubber hubs are designed to install simply by pressing them into the hub with minimal of effort. However, they still offer excellent gripping force to keep the propeller from slipping.




Group	Engine Brand	Part#	Parts	Fit O/E Propeller
2.5HP	Suzuki	1704003	S5-RB	NO
5~9.8HP	Yamaha	1703001	Y5-RB	NO
	Tohatsu	1705001	T5-RB	YES
	Honda	170600	H5-RB	NO
	Suzuki	1704001	S6-RB	NO
	Yamaha	170300	Y8-RB	NO
A	Tohatsu	170500	T8-RB	YES
	Mercury/Mariner(~95)25mm	170110	MA-RB	YES
	Yamaha/Honda	170310	YA-RB	YES
	BRP/OMC/Evinrude/Johnson	170210	OA-RB	YES
	Suzuki	1704101	SA-RB+	YES
B	Tohatsu/Nissan	170510	TA-RB	YES
	Mercury/Mariner	170120	MB-RB	YES
	Yamaha	170320	YB-RB	YES
	BRP/OMC/Evinrude/Johnson	170220	OB-RB	YES
	Suzuki	170420	SB-RB	YES
C	Tohatsu/Nissan/Honda(S/S Prop)	1705201	TB-RB-1	YES
	Tohatsu/Nissan/Honda(Amita)	1705202	TB-RB-2	NO
	Mercury/Mariner	170130	MC-RB	YES
	Yamaha/Honda	1703301	YC-RB	YES
	BRP/OMC/Evinrude/Johnson	170230	OC-RB	YES
C	Suzuki	1703301	YC-RB	YES
	Yamaha/Honda/Tohatsu/Nissan	1703301	YC-RB	YES

SA-RB<sup>+</sup> : with spacer built on it

Group	Engine Brand	Part#	Parts	Fit O/E Propeller
D	Mercury/Mariner/Honda	170140	MD-RB	YES
	Yamaha	170340	YD-RB	YES
	BRP/OMC/Evinrude/Johnson	170240	OD-RB	YES
	Suzuki	170440	SD-RB	YES
	Tohatsu/Nissan	170340	YD-RB	YES
	Force(~94)	170340	YD-RB	YES
E	Mercury/Mariner/Honda(Amita)	170150	ME-RB-2	YES
	Mercury/Mariner/Honda(S/S)	170150	ME-RB-2	YES
	Yamaha(Amita)	170350	YE-RB-2	YES
	Yamaha(S/S)	170350	YE-RB-2	YES
	BRP/OMC/Evinrude/Johnson(Amita)	1702502	OE-RB-2	NO
	BRP/OMC/Evinrude/Johnson(S/S)	1702501	OE-RB-1	YES
F	Suzuki(Amita)	1704502	SE-RB-2	YES
	Suzuki(S/S)	1704502	SE-RB-2	YES
	Mercury Bravo Two	170160	MF-RB	YES
	Volvo Penta	Aquamatic SP(Long Hub)	170710	VA-RB
SX Drive(Amita)		1707502	VE-RB-2	NO
SX Drive(S/S)		1707501	VE-RB-1	YES
Front Dual PROPS(S/S)		1707401	VD-RB-1	NO
Rear Dual PROPS(S/S)		1707402	VD-RB-2	NO
Front Dual PROPS(Aluminum)		1707404	VD-RB-4	NO
Rear Dual PROPS(Aluminum)	1707402	VD-RB-2	NO	



● **MERCURY** Installation :



● **BRP/YAMAHA/SUZUKI/TOHATSU/HONDA /VOLVO/YANMAR** Installation :

Brand	Series	Thrust Washer		Spacer		Washer SST		Nut		Cotter Pin	
		Parts	Part#	Parts	Part#	Parts	Part#	Parts	Part#	Parts	Part#
MERCURY	A	MATW	8101111	MASP	8105111			MANT	8114111		
	B	MBTW	8101112			MBWS	8108112	MBNT	8114112		
	C	MCTW	8101113			MCWS	8108113	MCNT	8114113		
	D	MDTW	8101114			MEWS	8108114	MDNT	8114114		
	D-1	METW	81013150			MEWS	8108114	MDNT	8114114		
	E	METW	81013150	MESP	81051150	MEWS	8108114	MDNT	8114114		
BRAVOIII	G	MGFTW	81011171					MGFNT	81141171		
		MGRTW	81011172					MGRNT	81141172		
BRP JOHNSON ENVINRUDE	A	OATW	8101121	OASP	8105121			OANT	8114121	APIN	85100000
	B	OBTW	8101122	OBSP	8105122			OBNT	8114122	APIN	85100000
	C	OCTW	8101123	OCSP	8105123			OCNT	8114123	EPIN	85100003
	D	ODTW	8101124	OCSP	8105123			OCNT	8114123	EPIN	85100003
	E	OETW	8101125	OESP	8105125			OENT	8114125	EPIN	85100003
YAMAHA	A	YATW	8101131			YAWS	8113211	YANT	8114131	APIN	85100000
	B	YBTW	8101132	YBSP	8105132	YBWS	8104132	YBNT	8114132	APIN	85100000
	C	YCTW	8101133	YCSP	8105133	YCWS	8104133	YCNT	8114133	CPIN	85100001
	D-1	YDTW	8101134	YDSP2	81051341	YDBS	81041341	YCNT	8114133	CPIN	85100001
	D-2	YETW	8101135	YDSP	8105134	YDWS	81061140	YENT	8114135	EPIN	85100003
	E	YETW	8101135	YDSP	8105134	YDWS	81061140	YENT	8114135	EPIN	85100003
SUZUKI	A	SATW	8101141			SAWS	8104141	SANT	8114141	APIN	85100000
	B	SBTW	8101142	SBSP	8105142	YBWS	8104132	SBNT	8114142	APIN	85100000
	C	SCTW	8101143	SCSP	8105143	YDWS	81061140	YENT	8114135	EPIN	85100003
	D-1	SDTW1	81011440	SDSP	8105144	YDWS	81061140	YENT	8114135	EPIN	85100003
	D-2	SDTW2	81011441	SDSP	8105144	YDWS	81061140	YENT	8114135	EPIN	85100003
	D-3	SDTW3	81011442	SDSP	8105144	YDWS	81061140	YENT	8114135	EPIN	85100003
	E	SETW	8101145	SESP	8105145	YDWS	81061140	YENT	8114135	EPIN	85100003
TOHATSU	A	TATW	8101151			TAWS	8104151	TANT	8114151	APIN	85100000
	B	TBTW	8101152			TAWS	8104151	TANT	8114151	APIN	85100000
	C	TCTW	8101153	TCSP	8105153	YDWS	81061140	TCNT	8114153	CPIN	85100001
	D	TDTW	8101154	YDSP	8105134	YDWS	81061140	TCNT	8114153	CPIN	85100001
HONDA	A	HATW	8101161			YAWS	8113211	YANT	8114131	APIN	85100000
	B	HBTW	8101162			YBWS	8104132	YBNT	8114132	APIN	85100000
	C	HCTW	8101163	YCSP	8105133	YDWS	81061140	YCNT	8114133	CPIN	85100001
	D	HDTW	8101164			YDWS	81061140	YENT	8114135	EPIN	85100003
	E	HETW	8101165	HESP	8105165			YENT	8114135	EPIN	85100003



## MERCURY

	Thrust Washer	Spacer	Washer	Nut	Cotter Pin	Kits Part #
A 6-15 HP			N/A			17011501
	MATW	MASP		MANT		
B 9.9-25 HP		Installed on Prop				17012501
	MBTW		MBWS	MBNT		
C 25-70 HP		Installed on Prop				17013501
	MCTW		MCWS	MCNT		
D 40-140 HP		Installed on Prop				17014501
	MDTW		MEWS	MDNT		
D-1 40-140 HP		Installed on Prop			Refer to Page P6	17014501A
	81013150 METW		MEWS	MDNT		
E 90- HP						17015501
	81013150 METW	MESP	MEWS	MDNT		
B3 BRAVO III						17017501
	Front Thrust Washer	Rear Thrust Washer	Front Nut	Rear Nut		

\* Refer to the propeller's application (A,B,C,D,E,B3) on Page (P1~P9).

## BRP/ JOHNSON/EVINRUDE

	Thrust Washer	Spacer	Washer	Nut	Cotter Pin	Kits Part #
A 8-15 HP			N/A			17021501
	OATW	OASP		OANT	APIN	
B 15-35 HP			N/A			17022501
	OBTW	OBSP		OBNT	APIN	
C 40-75 HP			N/A			17023501
	OCTW	OCSP		OCNT	EPIN	
D 40-140 HP			N/A			17024501
	ODTW	OCSP		OCNT	EPIN	
E 90-300 HP			N/A			17025501
	OETW	OESP		OENT	EPIN	

\* Refer to the propeller's application (A,B,C,D,E) on Page (P11~P16).

## YAMAHA

	Thrust Washer	Spacer	Washer	Nut	Cotter Pin	Kits Part #
A 9.9-20 HP		N/A				17031501
	YATW		YAWS	YANT	APIN	
B 20-30 HP						17032501
	YBTW	YBSP	YBWS	YBNT	APIN	
C 25-60 HP						17033501
	YCTW	YCSP	YCWS	YCNT	CPIN	
D 50-100 HP						17034501
	YDTW	YDSP2	YDBS	YCNT	CPIN	
D F75B F90B 100-130 HP						17035501
	YETW	YDSP	YDWS	YENT	EPIN	
E 150-300 HP						17035501
	YETW	YDSP	YDWS	YENT	EPIN	

\* Refer to the propeller's application (A,B,C,D,E) on Page (P17~P22).

## SUZUKI

	Thrust Washer	Spacer	Washer	Nut	Cotter Pin	Kits Part #
A 8-20 HP		Installed on Prop				17041501A
	SATW		SAWS	SANT	APIN	
B 20-30 HP						17042501
	SBTW	SBSP	YBWS	SBNT	APIN	
C 35-65 HP						17043501
	SCTW	SCSP	YDWS	YENT	EPIN	
D+ DF90 DF115 HP						17044501
	SDTW1	SDSP	YDWS	YENT	EPIN	
D+ DF90 DF140 HP						17044502
	SDTW2	SDSP	YDWS	YENT	EPIN	
D+ DF70A DF80A DF90A DF100B						17044503
	SDTW3	SDSP	YDWS	YENT	EPIN	
E 150-300 HP						17045501
	SETW	SESP	YDWS	YENT	EPIN	

\* Refer to the propeller's application (A,B,C,D,E) on Page (P23~P28).

**\* NOTE for DF90 - DF140 (Kits Part # 17044501 & 17044502):**

- Model A and Counter Rotation Model Z use 17044502 (DF90A use 17044503)

**\* DF50AV / DF60AV use 17044501**

## TOHATSU/ NISSAN

	Thrust Washer	Spacer	Washer	Nut	Cotter Pin	Kits Part #
A 9.9-20 HP		N/A				17051501
	TATW		TAWWS	TANT	APIN	
B 25-30 HP		N/A				17052501
	TBTW		TAWWS	TANT	APIN	
C 35-55 HP						17053501
	TCTW	TCSP	YDWS	TCNT	CPIN	
D 60-140 HP						17054501
	TDTW	YDSP	YDWS	TCNT	CPIN	

\* Refer to the propeller's application (A,B,C,D,E) on Page (P29~P32).

## HONDA

	Thrust Washer	Spacer	Washer	Nut	Cotter Pin	Kits Part #
A 8-20 HP		N/A				17061501
	HATW		YAWS	YANT	APIN	
B 25-30 HP		N/A				17062501
	HBTW		YBWS	YBNT	APIN	
C 35-60 HP						17063501
	HCTW	YCSP	YDWS	YCNT	CPIN	
D 60-130 HP		Installed on Prop				17064501
	HDTW		YDWS	YENT	EPIN	
E 115-250 HP			N/A			17065501
	HETW	HESP		YENT	EPIN	

\* Refer to the propeller's application (A,B,C,D,E) on Page (P33~P38).



### RUBEX 3

- \* Exclusive squeeze cast process
- \* Stronger blades with better performance
- \* Outstanding acceleration and top speed



### RUBEX 4

- \* Exclusive squeeze cast process
- \* Stronger blades with better performance
- \* Great Acceleration and Midrange performance
- \* Great stern lift & handling



### RUBEX 3 High Thrust

- \* Ideal for heavy applications & pontoon boats.
- \* Excellent Forward and Reverse Thrust



### RUBEX 3 Plus

- \* Exclusive squeeze cast process
- \* Stronger blades with better performance
- \* Outstanding acceleration and top speed
- \* Larger diameter for the Suzuki DF70-140, 15 tooth



### iPOP

- \* Exclusive squeeze cast process
- \* High Performance Double Cupped Blades
- \* Improved acceleration and top speed
- \* Better holding power and fuel economy

**NEW!** 6~20 Horsepower  
**A** (Thru Hub Exhaust)  
 2-1/2" Gearcase

Aluminum 3 blade				
<b>RUBEX 3</b> RBX Rubber Hub				
B	D	P	R	PART NO.
3	9.25	7	R	9111-093-07
3	9.25	8	R	9111-093-08
3	9.25	9	R	9111-093-09
3	9.25	10	R	9111-093-10
3	9.25	11	R	9111-093-11
3	9.25	12	R	9111-093-12

**NEW!** 9.9~35 Horsepower  
**B** (Thru Hub Exhaust)  
 3" Gearcase

Aluminum 3 blade				
<b>RUBEX 3</b> RBX Rubber Hub <b>B1</b>				
B	D	P	R	PART NO.
3	11	9	R	9211-110-09
3	10.8	10	R	9211-108-10
3	10.5	11	R	9211-105-11
3	10.3	12	R	9211-103-12
3	10.1	13	R	9211-101-13
3	10	14	R	9211-100-14
3	10	15	R	9211-100-15

Aluminum 3 blade				
<b>RUBEX 3</b> RBX Rubber Hub <b>B2</b>				
B	D	P	R	PART NO.
3	9.9	9	R	9211-099-09
3	9.9	10	R	9211-099-10
3	9.9	11	R	9211-099-11
3	9.9	12	R	9211-099-12
3	9.9	13	R	9211-099-13
3	9.9	14	R	9211-099-14

Aluminum 3 blade				
<b>RUBEX 3</b> RBX Rubber Hub <b>B3</b>				
B	D	P	R	PART NO.
3	11	9	R	9211-110-09SB
3	10.8	10	R	9211-108-10SB
3	10.5	11	R	9211-105-11SB
3	10.3	12	R	9211-103-12SB
3	10.1	13	R	9211-101-13SB
3	10	14	R	9211-100-14SB
3	10	15	R	9211-100-15SB

25~75 Horsepower  
**C** (Thru Hub Exhaust)  
 3-1/4" Gearcase

Aluminum 3 blade				
<b>RUBEX 3</b> RBX Rubber Hub				
B	D	P	R	PART NO.
3	12.1	9	R	9311-121-09
3	12	10	R	9311-120-10
3	11.6	11	R	9311-116-11
3	11.4	12	R	9311-114-12
3	11.1	13	R	9311-111-13
3	11.1	14	R	9311-111-14
3	11	15	R	9311-110-15

40~140 Horsepower  
**D** (Thru Hub Exhaust)  
 4-1/4" Gearcase

Aluminum 3 blade				
<b>RUBEX 3</b> RBX Rubber Hub				
B	D	P	R	PART NO.
3	14	9	R	9411-140-09
3	14	11	R	9411-140-11
3	13.75	13	R	9411-138-13
3	13.5	14	R	9411-135-14
3	13.5	15	R	9411-135-15
3	13.5	16	R	9411-135-16
3	13.25	17	R	9411-133-17
3	13.25	18	R	9411-133-18
3	13.2	19	R	9411-132-19
3	13.2	21	R	9411-132-21

Aluminum 3 blade				
<b>RUBEX 3 Plus</b> RBX Rubber Hub				
B	D	P	R	PART NO.
3	13.875	17	R	9411-139-17
3	13.875	19	R	9411-139-19
3	13.875	21	R	9411-139-21


**Recommended for  
Suzuki DF 70~ DF 140  
(4 Stroke, 15 Tooth Spline)**

Aluminum 4 blade				
<b>RUBEX 4</b> RBX Rubber Hub				
B	D	P	R	PART NO.
4	13.25	13	R	9413-133-13
4	13	15	R	9413-130-15
4	12.75	17	R	9413-128-17
4	12.5	19	R	9413-125-19

Aluminum 3 blade <b>High Thrust</b>				
<b>RUBEX 3</b> RBX Rubber Hub				
B	D	P	R	PART NO.
3	14.1	11	R	9411-141-11

**Notice:**

1. Engine manufacturer recommends greasing the propeller shaft every 12 months.
2. Make sure all propeller hardware is installed correctly.



**Important :**



**RBX Hub Kits are required for installation.**

( Hub Kit Not Included )  
 RBX Patent No : U.S 7,488,225

115 and up Horsepower  
**E** (Thru Hub Exhaust)  
 4-3/4" Gearcase

Aluminum 3 blade				
<b>RUBEX 3</b> RBX Rubber Hub				
B	D	P	R	PART NO.
3	15.5	11	R	9511-155-11
3	15.3	13	R	9511-153-13
3	15	15	R	9511-150-15
3	15	15	L	9512-150-15
3	14.8	17	R	9511-148-17
3	14.8	17	L	9512-148-17
3	14.5	19	R	9511-145-19
3	14.5	19	L	9512-145-19
3	14.3	21	R	9511-143-21
3	14.3	21	L	9512-143-21
3	14.2	23	R	9511-142-23
3	14.2	23	L	9512-142-23

Aluminum 3 blade				
<b>RUBEX 3 Plus</b> RBX Rubber Hub				
B	D	P	R	PART NO.
3	16	13	R	9511-160-13
3	15.8	15	R	9511-158-15
3	15.8	15	L	9512-158-15
3	15.5	17	R	9511-155-17
3	15.5	17	L	9512-155-17
3	15.3	19	R	9511-153-19
3	15.3	19	L	9512-153-19
3	15.3	21	R	9511-153-21
3	15.3	21	L	9512-153-21
3	15.3	23	R	9511-153-23

Aluminum 3 blade <b>(DOUBLE CUP)</b>				
<b>RUBEX 3 Plus</b> RBX Rubber Hub				
B	D	P	R	PART NO.
3	15.5	11	R	9501-155-11DC
3	15.5	13	R	9501-155-13DC
3	15	15	R	9501-150-15DC
3	14.8	17	R	9501-148-17DC

Aluminum 3 blade				
<b>iPOP</b> RBX Rubber Hub				
B	D	P	R	PART NO.
3	14.8	18	R	9501-148-18
3	14.5	20	R	9501-145-20
3	14.3	22	R	9501-143-22

Aluminum 4 blade				
<b>RUBEX 4</b> RBX Rubber Hub				
B	D	P	R	PART NO.
4	14.75	15	R	9513-148-15
4	14.75	15	L	9514-148-15 <b>NEW!</b>
4	14.5	17	R	9513-145-17
4	14.5	17	L	9514-145-17 <b>NEW!</b>
4	14.25	19	R	9513-143-19
4	14.25	19	L	9514-143-19 <b>NEW!</b>
4	14	21	R	9513-140-21
4	14	21	L	9514-140-21 <b>NEW!</b>

## PRO SERIES

### SAV

Solas Adjust Vent



**PRO L3**

1. More aggressive camber design & cupping
2. Longer barrel



**PRO L4**

3. Equipped with SAV (Solas Adjustable Vent)
4. Mainly for bigger horsepower 200hp and up

High Precision Blade  
for  
High Performance




**RUBEX S3**

- \* High performance for bass & bay boats
- \* Equipped with SAV (Solas Adjustable Vent)
- \* High rake design for increased bow lift
- \* Extra cupping suitable for high engine mounting
- \* Cut down blade reduces drag



**HYDRQ**

- \* For engines 115 HP ~ 250 HP
- \* Smaller blade area
- \* Great Top Speed



**RUBEX C4**

- \* All-around performance
- \* Great Acceleration and Midrange performance
- \* Great stern lift & acceleration



### **RUBEX HR3**

- \* Performance prop for high speed planing hulls
- \* High rake blade design provides excellent bow lift
- \* Excellent acceleration and top speed
- \* Cupped blade design increases bite & reduces slip



### **RUBEX HR4**

- \* Great stern lift & acceleration
- \* High rake and cupped blade design
- \* Powerful thrust & very smooth performance
- \* Increased speed & economy in the mid-range



### **RUBEX L3**

- \* Large diameter & blade area for big boats
- \* Great high speed and midrange performance
- \* Excellent fuel economy for offshore boats



### **RUBEX NS3**

- \* All-around performance
- \* Good acceleration
- \* Large ear blade design



### **RUBEX L4**

- \* Bravo I propeller replacement
- \* High rake and cupped blade design
- \* Great stern lift & acceleration
- \* Excellent top speed & very smooth performance



### **RUBEX L3 Plus**

- \* Large diameter & blade area for big boats
- \* Larger Diameter than L3
- \* Great high speed and mid range performance
- \* Excellent fuel economy for offshore boats

## C 25~ 75 Horsepower ( Thru Hub Exhaust ) 3-1/4" Gearcase

**Stainless steel 3 blade**  
**RUBEX NS3** RBX Rubber Hub

B	D	P	R	PART NO.
3	11 5/8	11	R	9331-116-11
3	11 3/8	12	R	9331-114-12
3	11 1/8	13	R	9331-111-13
3	11 1/8	14	R	9331-111-14
3	11	15	R	9331-110-15

**Stainless steel 4 blade**  
**RUBEX C4** RBX Rubber Hub

B	D	P	R	PART NO.
4	11 1/2	12	R	9333-115-12
4	11 1/2	13	R	9333-115-13
4	11 1/2	14	R	9333-115-14

## D 40~ 140 Horsepower ( Thru Hub Exhaust ) 4-1/4" Gearcase

**Stainless steel 3 blade**  
**RUBEX NS3** RBX Rubber Hub

B	D	P	R	PART NO.
3	13 3/4	13	R	9431-138-13
3	13 3/4	13	L	9432-138-13
3	13 1/2	15	R	9431-135-15
3	13 1/2	15	L	9432-135-15
3	13 1/4	17	R	9431-133-17
3	13 1/4	17	L	9432-133-17
3	13	19	R	9431-130-19
3	13	19	L	9432-130-19
3	13	21	R	9431-130-21

**Stainless steel 4 blade**  
**RUBEX HR4** RBX Rubber Hub

B	D	P	R	PART NO.
4	13 1/2	13	R	9453-135-13
4	13 1/2	13	L	9454-135-13
4	13 1/4	15	R	9453-133-15
4	13 1/4	15	L	9454-133-15
4	13 1/4	16	R	9453-133-16
4	13	17	R	9453-130-17
4	13	17	L	9454-130-17
4	13	19	R	9453-130-19
4	13	19	L	9454-130-19
4	13	21	R	9453-130-21
4	13	21	L	9454-130-21

NEW!

## D+ ( Thru Hub Exhaust ) 4-1/4" Gearcase

**Stainless steel 3 blade**  
**RUBEX HR3** RBX Rubber Hub

B	D	P	R	PART NO.
3	13.9	15	R	9451-139-15
3	13.9	15	L	9452-139-15
3	13.9	17	R	9451-139-17
3	13.9	17	L	9452-139-17
3	13.9	19	R	9451-139-19
3	13.9	19	L	9452-139-19
3	13.9	21	R	9451-139-21
3	13.9	21	L	9452-139-21
3	13.9	23	R	9451-139-23
3	13.9	23	L	9452-139-23
3	13.9	25	R	9451-139-25



**Important :**

RBX Hub Kits are required for installation.

( Hub Kit Not Included )  
RBX Patent No : U.S 7,488,225

---

⊖ **Notice:**

1. Engine manufacturer recommends greasing the propeller shaft every 12 months.
2. Make sure all propeller hardware is installed correctly.



**E 115 and up Horsepower ( Thru Hub Exhaust ) 4-3/4" Gearcase**

**Stainless steel 3 blade**  
**RUBEX L3** RBX Rubber Hub

B	D	P	R	PART NO.
3	15 3/4	15	R	9571-158-15
3	15 3/4	15	L	9572-158-15
3	15 5/8	16	R	9571-156-16
3	15 5/8	16	L	9572-156-16
3	15 1/2	17	R	9571-155-17
3	15 1/2	17	L	9572-155-17
3	15 3/8	18	R	9571-154-18
3	15 3/8	18	L	9572-154-18
3	15 1/4	19	R	9571-153-19
3	15 1/4	19	L	9572-153-19
3	15 1/8	20	R	9571-151-20
3	15 1/8	20	L	9572-151-20
3	15	21	R	9571-150-21
3	15	21	L	9572-150-21
3	14 7/8	22	R	9571-149-22
3	14 7/8	22	L	9572-149-22
3	14 3/4	23	R	9571-148-23
3	14 3/4	23	L	9572-148-23
3	14 1/2	25	R	9571-145-25
3	14 1/2	25	L	9572-145-25
3	14 1/2	27	R	9571-145-27
3	14 1/2	27	L	9572-145-27

**Stainless steel 3 blade**  
**RUBEX L3 Plus** RBX Rubber Hub

B	D	P	R	PART NO.
3	16	15	R	9571-160-15
3	16	15	L	9572-160-15
3	16	17	R	9571-160-17
3	16	17	L	9572-160-17
3	16	19	R	9571-160-19
3	16	19	L	9572-160-19
3	15 3/4	21	R	9571-158-21
3	15 3/4	21	L	9572-158-21
3	15 5/8	23	R	9571-156-23
3	15 5/8	23	L	9572-156-23

**Stainless steel 3 blade**  
**RUBEX NS3** RBX Rubber Hub

B	D	P	R	PART NO.
3	14 1/2	15	R	9531-145-15
3	14 1/2	15	L	9532-145-15
3	14 1/4	17	R	9531-143-17
3	14 1/4	17	L	9532-143-17
3	14	19	R	9531-140-19
3	14	19	L	9532-140-19
3	14	21	R	9531-140-21
3	14	21	L	9532-140-21
3	14	23	R	9531-140-23
3	14	23	L	9532-140-23

**Stainless steel 3 blade**  
**RUBEX HR3** RBX Rubber Hub

B	D	P	R	PART NO.
3	15	14	R	9551-150-14
3	15	14	L	9552-150-14
3	14 3/4	16	R	9551-148-16
3	14 3/4	16	L	9552-148-16
3	14 3/4	17	R	9551-148-17
3	14 3/4	17	L	9552-148-17
3	14 3/4	18	R	9551-148-18
3	14 3/4	18	L	9552-148-18
3	14 3/4	19	R	9551-148-19
3	14 3/4	19	L	9552-148-19
3	14 3/4	20	R	9551-148-20
3	14 3/4	20	L	9552-148-20
3	14 1/2	21	R	9551-145-21
3	14 1/2	21	L	9552-145-21
3	14 1/4	22	R	9551-143-22
3	14 1/4	22	L	9552-143-22
3	14	24	R	9551-140-24
3	14	24	L	9552-140-24

**Stainless steel 3 blade SAV System**  
**RUBEX S3** RBX Rubber Hub

B	D	P	R	PART NO.
3	15 1/8	21	R	9561-151-21
3	15 1/8	22	R	9561-151-22
3	15 1/8	23	R	9561-151-23
3	15 1/8	24	R	9561-151-24
3	15 1/8	25	R	9561-151-25
3	15 1/8	26	R	9561-151-26
3	15 1/8	27	R	9561-151-27
3	15 1/8	28	R	9561-151-28

**Stainless steel 4 blade**  
**RUBEX HR4** RBX Rubber Hub

B	D	P	R	PART NO.
4	14 1/2	14	R	9553-145-14
4	14 1/2	15	R	9553-145-15
4	14 1/2	15	L	9554-145-15
4	14 1/2	16	R	9553-145-16
4	14 1/4	17	R	9553-143-17
4	14 1/4	17	L	9554-143-17
4	14 1/8	18	R	9553-141-18
4	14 1/8	18	L	9554-141-18
4	14 1/8	19	R	9553-141-19
4	14 1/8	19	L	9554-141-19
4	14	20	R	9553-140-20
4	14	20	L	9554-140-20
4	14	21	R	9553-140-21
4	14	21	L	9554-140-21
4	14	23	R	9553-140-23
4	14	23	L	9554-140-23
4	14	25	R	9553-140-25
4	14	25	L	9554-140-25

**Stainless steel 3 blade**  
**RUBEX NS3 Plus** RBX Rubber Hub

B	D	P	R	PART NO.
3	15 5/8	11	R	9531-156-11
3	15 5/8	13	R	9531-156-13
3	15 5/8	13	L	9532-156-13

**Stainless steel 3 blade**  
**HYDRQ** RBX Rubber Hub

B	D	P	R	PART NO.
3	14 1/2	15	R	9581-145-15
3	14 1/2	15	L	9582-145-15
3	14 1/4	17	R	9581-143-17
3	14 1/4	17	L	9582-143-17
3	13 7/8	19	R	9581-139-19
3	13 7/8	19	L	9582-139-19
3	13 3/4	21	R	9581-138-21
3	13 3/4	21	L	9582-138-21

**Stainless steel 3 blade SAV System**  
**PRO L3** RBX Rubber Hub

B	D	P	R	PART NO.
3	15 1/4	19	R	9575-153-19
3	15 1/4	19	L	9576-153-19
3	15	21	R	9575-150-21
3	15	21	L	9576-150-21
3	14 3/4	23	R	9575-148-23
3	14 3/4	23	L	9576-148-23
3	14 1/2	25	R	9575-145-25
3	14 1/2	25	L	9576-145-25

**Stainless steel 4 blade SAV System**  
**PRO L4** RBX Rubber Hub

B	D	P	R	PART NO.
4	15	18	R	9577-150-18
4	15	18	L	9578-150-18
4	15	20	R	9577-150-20
4	15	20	L	9578-150-20
4	15	22	R	9577-150-22
4	15	22	L	9578-150-22
4	15	24	R	9577-150-24
4	15	24	L	9578-150-24
4	15	26	R	9577-150-26
4	15	26	L	9578-150-26
4	15	28	R	9577-150-28
4	15	28	L	9578-150-28

**Stainless steel 4 blade**  
**RUBEX L4** RBX Rubber Hub

B	D	P	R	PART NO.
4	15 1/4	18	R	9573-153-18
4	15 1/4	18	L	9574-153-18
4	15 1/4	20	R	9573-153-20
4	15 1/4	20	L	9574-153-20
4	15 1/4	22	R	9573-153-22
4	15 1/4	22	L	9574-153-22
4	15 1/4	24	R	9573-153-24
4	15 1/4	24	L	9574-153-24
4	15 1/4	26	R	9573-153-26
4	15 1/4	26	L	9574-153-26
4	15 1/4	28	R	9573-153-28

HYDRQ \* For engines 115 HP ~ 250 HP  
\* Smaller blade area \* Great Top Speed

PRO L3 PRO L4 200 and up Horsepower  
4-3/4" Gearcase  
SAV System : SOLAS Adjustable Vent



RBX Patent No : U.S 7,488,225

# Hub Kits for RUBEX

## • RUBEX HUB KIT APPLICATION CHART •

RUBEX HUB KIT APPLICATION CHART		ALUMINUM HUB		BRONZE HUB		
<b>Mercury / Mariner / Mercruiser</b>		Hub Kit #	Hub #	Hub Kit #	Hub #	Prop Category
6,8,9.9 HP (2-Stroke) 86 & Newer, 10 HP 95 & Newer, 15 HP (2 & 4-Stroke) 89-06, 8, 9.9 HP (4-Stroke Not Big Foot) 02-04, 10, 15 HP (Sea Pro/Marathon) 95-01, (FORCE) 9.9 & 15 HP 96-98; 2-1/2" Gearcase (8 Tooth Spline)		RBX-A10	N/A	N/A	N/A	A
9.9 HP Bigfoot 4 Stroke 2005 & Newer, 15, 20 HP 4 Stroke 2007 & Newer, Japan Origin (Tohatsu) 2-1/2" Gearcase (14 Tooth Spline)		RBX-A50	N/A	N/A	N/A	A
9.9 & 15 HP (4-Stroke Big Foot/Sail) 99-2005, 18 HP (Mercury) 80-85, 20 HP (2-Stroke Mercury) 86-02, 20 HP (Mariner 2-stroke) 85 & Newer, 25 HP (Mariner 2-Stroke) 85 & Newer, 25 HP (2-Stroke Mercury) 80-05, 25 HP (Sea Pro/Marathon) All Years, (FORCE) 25 HP 3Cyl 95-98; (10 Tooth Spline) 3" Gearcase		RBX-B10	N/A	N/A	N/A	B1
25 HP 80-84, 28 HP 76-79, 30 HP 79-90; (10 Tooth Spline) (Japan Origin Yamaha) 3" Gearcase		RBX-B30	N/A	N/A	N/A	B2
25 HP 4-Stroke (Not Bigfoot) 06 & Newer, 30 HP 4-Stroke (Not Bigfoot) 06 & Newer; (Japan Origin Tohatsu) (10 Tooth Spline) 3" Gearcase		RBX-B50	N/A	N/A	N/A	B2
25 HP Bigfoot 1999-05, 30 HP Bigfoot 2010 and Newer, 30HP (2 & 4-Stroke) 1994-05, 30 HP (Sea Pro/Marathon) 1994 & Newer, 35 HP 1984-89, 402 & 500 Models 1974-84, 40 - 50 HP (2 & 4-Stroke, Not Bigfoot) 1997 & Newer, 45 HP 1986-1989, 48 HP (Mariner) All Years, 55 HP (Sea Pro/Marathon) 1995 & Newer, 60 HP (Mariner) 1976, 60 HP (2 & 4-Stroke, Not Bigfoot or Sea Pro/Marathon) 1978 & Newer, 65 HP (Includes Model 650) 1972-1976, 70 HP (Includes Model 700) thru 1983, 80 HP (Mariner) 1977; 13 Tooth spline 3-1/4" Gearcase		RBX-114	17013300	N/A	N/A	C
40-60 HP Bigfoot, 40-140 HP (except 135 HP) V4 Gearcase 1978 & Newer; 15 tooth spline 4-1/4" Gearcase		RBX-102	17015300	RBX-102B	17015304	D
90HP, 115HP (Command Thrust) 2014 & Newer, 135 HP 1987 & Newer, 150-300 HP 1978 & Newer; 15 tooth spline 4-3/4" Gearcase		RBX-102	17015300	RBX-102B	17015304	E
Mercruiser Alpha One & Bravo One (less than 400HP); 15 tooth spline		RBX-102	17015300	RBX-102B	17015304	E
Models with 1 1/4" propshaft; 19 tooth spline (Rubber & SS Hub)		RBX-123	17016300	N/A	N/A	E+
225 EFI (4-Stroke) manufactured by Yamaha ; 15 tooth spline 4-3/4" Gearcase		RBX-124	17015300	RBX-124B	17015304	E

<b>Nissan / Tohatsu</b>		Hub Kit #	Hub #	Hub Kit #	Hub #	Prop Category
9.9 HP (2-Stroke) 1984 & Newer, 15 HP (2-Stroke) 1985 & Newer, 18 HP (2-Stroke) 1985 & Newer, 20 HP (4-Stroke) 2007 & Newer, 9.9 HP (4-Stroke) 00-03, 15 HP (4-Stroke) 2000 & Newer, 18 HP (4-Stroke) 01-08, 12 HP 85-88, MFS 9.9, 15, 18, 20 (4-Stroke); MSFMFS 9.9, 15, 18, 20; 2-1/2" Gearcase (14 Tooth Spline)		RBX-A50	N/A	N/A	N/A	A
MFS 25, 30 (4-Stroke), NSF 25, 30 (4-Stroke), 25 HP 86-01, 25 HP (4-Stroke) 02 & Newer, 30 HP 85-01, 30 HP (4-Stroke) 02 & Newer, 30HP TLDI 2016 & Newer; (10 Tooth Spline) 3" Gearcase		RBX-B50	N/A	N/A	N/A	B2
35 HP (35B only) Thru 1984, 40 HP 1984 & Newer, 50 HP (All except 50C) 1992 & Newer; 13 tooth spline 3-1/4" Gearcase		RBX-116	17013300	N/A	N/A	C
50 HP (50C only) 1987-91, 55 HP 1981-88, 60A 1986-99, 70A & 70B 1981-95; 13 tooth spline 3-1/4" Gearcase		RBX-112	17013300	N/A	N/A	C
60-140 HP (except 60A, 70A, & 70B) 1987 & Newer; 15 tooth spline 4-1/4" Gearcase		RBX-109	17015300	RBX-109B	17015304	D

<b>Volvo</b>		Hub Kit #	Hub #	Hub Kit #	Hub #	Prop Category
SX Sterndrives 1994 & Newer; 19 tooth spline 4-3/4" Gearcase		RBX-105	17075300	RBX-105B	17075301	E





RBX Box

RUBEX HUB KIT APPLICATION CHART	ALUMINUM HUB		BRONZE HUB		Prop Category
	Hub Kit #	Hub #	Hub Kit #	Hub #	
<b>Evinrude / Johnson / BRP</b>					
8 HP (4-Stroke) 1996-2005; 9.9, 15 HP (2-Stroke) 1974-2005; 9.9, 15 HP (4-Stroke) 1995-2001, 12HP 2012 & Newer; 2-1/2" Gearcase (13 Tooth Spline)	RBX-A20	N/A	N/A	N/A	A
9.9 - 15 HP (4-Stroke) Johnson 02-07 JAPAN ORIGIN SUZUKI 2-1/2" Gearcase (10 Tooth Spline)	RBX-A40	N/A	N/A	N/A	A
15 HP E-TEC H.O. 2011 & Newer, 20 HP 2 Cyl 84-97, 25 HP (Commercial) 93-05, 25 HP 2 & 3 Cyl 84 & Newer, 25 HP E-TEC 2009 & Newer, 30 HP 2 Cyl 84 & Newer, 30 HP E-TEC 2009 & Newer, 35 HP 2 Cyl 79-83, 35 HP 3 Cyl 97-01; (14 Tooth Spline) 3" Gearcase	RBX-B20	N/A	N/A	N/A	B1
Johnson 25-30 HP (4-Stroke) 04-07; JAPAN ORIGIN SUZUKI (10 Tooth Spline) 3" Gearcase	RBX-B40	N/A	N/A	N/A	B3
40 & 50 HP (4-Stroke) 1999-05; 13 tooth spline 3-1/4" Gearcase	RBX-115	17013300	N/A	N/A	C
40-75 HP (Small Gearcase) 1975-2005; 13 tooth spline 3-3/8" Gearcase	RBX-111	17023300	N/A	N/A	C
40-75 HP (Large Gearcase) 1968 & Newer, 85-140 HP 1969 & Newer; 13 tooth spline 4-1/4" Gearcase	RBX-106	17024300	RBX-106B	17024301	D
60 & 70 HP (4-Stroke) 1998 & Newer; 13 tooth spline 4-1/4" Gearcase	RBX-110	17024300	RBX-110B	17024301	D
90 & 115 HP (4-Stroke) 2002-07; 15 tooth spline 4-1/4" Gearcase	RBX-125	17015300	RBX-125B	17015304	D
140 HP (4-Stroke) 2002-07; 15 tooth spline 4-1/4" Gearcase	RBX-126	17015300	RBX-126B	17015304	D
90-300 HP 1991 & Newer; 15 tooth spline 4-3/4" Gearcase	RBX-100	17025300	RBX-100B	17025302	E
90-300 HP 1976-90; 15 tooth spline 4-3/4" Gearcase	RBX-101	17025300	RBX-101B	17025302	E
200 & 225 HP (4-Stroke) 2004-2005; 15 tooth spline 4-3/4" Gearcase	RBX-104	17015300	RBX-104B	17015304	E
150-300 HP G2 Engine 2014 & Newer; 15 tooth spline 4-3/4" Gearcase	RBX-151	17025301	RBX-151B	17025303	E

<b>Honda</b>	Hub Kit #	Hub #	Hub Kit #	Hub #	Prop Category
BF 8 HP 00 & Newer, BF 15 HP 91 & Newer, BF 9.9 HP 88 & Newer, BF 20 HP 03 & Newer; 2-1/2" Gearcase (8 Tooth Spline)	RBX-A30	N/A	N/A	N/A	A
BF 25 HP 94 & Newer, BF 30 HP 95 & Newer; (10 Tooth Spline) 3" Gearcase	RBX-B50	N/A	N/A	N/A	B2
BF 35 & BF 45 1991-94, BF 40, 50, & 50A 1995 & Newer, BF 60 2010 & Newer; 13 Tooth Spline 3-1/4" Gearcase	RBX-113	17013300	N/A	N/A	C
BFP 60 2010 & Newer, BF 75 & BF 90 1999 & Newer, BF80 & BF100 2013 & Newer. BF 115 1998-10, BF 130 1998-04; 15 Tooth Spline 4-1/4" Gearcase	RBX-107	17015300	RBX-107B	17015304	D
BF 75-90 1995-98; 15 tooth spline 4-1/4" Gearcase	RBX-102	17015300	RBX-102B	17015304	D
BF 115D 2011 & Newer, BF 135-250 2002 & Newer; 15 Tooth Spline 4-3/4" Gearcase	RBX-107	17015300	RBX-107B	17015304	E

<b>Force</b>	Hub Kit #	Hub #	Hub Kit #	Hub #	Prop Category
40 & 50 HP 1995-98, 70 HP 1991-95, 75 HP 1996-98; 13 tooth spline 3-1/4" Gearcase	RBX-114	17013300	N/A	N/A	C
75-150 HP (Thru Hub Exhaust) 1995-99, 85-150 HP (Dual Exhaust) 1988-94; 15 Tooth Spline 4-3/4" Gearcase	RBX-102	17015300	RBX-102B	17015304	D

<b>OMC / Cobra Sterndrives</b>	Hub Kit #	Hub #	Hub Kit #	Hub #	Prop Category
Model 400 Cobra 1978-91; 13 tooth spline 4-1/4" Gearcase	RBX-106	17024300	RBX-106B	17024301	D
Model 800/Cobra/King Cobra 1978-90; 15 tooth spline 4-3/4" Gearcase	RBX-101	17025300	RBX-101B	17025302	E
Model 800/Cobra/King Cobra 1991-94; 15 tooth spline 4-3/4" Gearcase	RBX-100	17025300	RBX-100B	17025302	E
Cobra SX 1994 & Newer; 19 tooth spline 4-3/4" Gearcase	RBX-105	17075300	RBX-105B	17075301	E



RBX Box

RUBEX HUB KIT APPLICATION CHART	ALUMINUM HUB		BRONZE HUB		Prop Category
	Hub Kit #	Hub #	Hub Kit #	Hub #	
<b>Yamaha</b>					
T8, T9.9 All, F9.9 (4-Stroke) 00-07, F15 (4 Stroke) 98 & Newer, F20(4-Stroke) 07 & Newer, 9.9 HP (2-Stroke) 84-09, 15 HP (2-Stroke) 84-09, F15 C 07 & Newer, 2-1/2" Gearcase (8 Tooth Spline)	RBX-A30	N/A	N/A	N/A	A
20 HP 96-97, F25 (4 Stroke) 98-06; 10 & Newer, 25 HP 80 & Newer, 30 HP 1979-2002 (10 Tooth Spline) 3" Gearcase	RBX-B30	N/A	N/A	N/A	B2
T25 HP 2010 & Newer, F30 (4-Stroke) 2001-05, F40 (4-Stroke) 1999 & Newer, F50 (4-Stroke) 1995 & Newer, F60 (4-Stroke) 1999 & Newer, 40 HP & 50 HP (not T50) 1984 & Newer, 48 HP 1995-00, 55 HP 1976-95, 60 HP 1976-91 (not T60); 13 tooth spline 3-1/2" Gearcase	RBX-117	17013300	N/A	N/A	C
T50 1996 & Newer, T60 2003 & Newer, 60 HP (not F60) 1992-05, 70-100 HP (not F75B, F90B & F100B) 1984 & Newer; 15 tooth spline 4-1/4" Gearcase	RBX-208	17015302	RBX-208B	17015301	D
80-140 HP 1977-83; 15 tooth spline 4-1/4" Gearcase	RBX-102	17015300	RBX-102B	17015304	D
F75B & F90B & F100B / 115 HP & 130 HP 1984 & Newer, F115 (4-Stroke) 2000 & Newer; 15 tooth spline 4-1/4" Gearcase	RBX-203	17015302	RBX-203B	17015301	D
150-175 HP 1978-83; 15 tooth spline 4-3/4" Gearcase	RBX-102	17015300	RBX-102B	17015304	E
150-225 HP 1984 & Newer, 15 tooth spline	RBX-203	17015302	RBX-203B	17015301	E
250 HP 1984 & Newer, 15 tooth spline; 300 HP (4 Stroke V6 Engine) 2004-2007 & 2010 & Newer; Sterndrives 1989-1993, 15 tooth spline	N/A	N/A	RBX-203B	17015301	E
200 – 250 HP VMAX SHO V6	N/A	N/A	RBX-203X	17015301	E
300 HP (4-stroke V8 Engine), 350 HP (4-stroke V8 Engine); 17 tooth spline 5-1/4" Gearcase (Rubber & Bronze Hub)	N/A	N/A	RBX-127	17039300	E+

Suzuki	Hub Kit #	Hub #	Hub Kit #	Hub #	Prop Category
	DF 8A (4-Stroke) 2011 & Newer, DF 9.9A/DF9.9B (4-Stroke) 2010 & Newer, DF 15 (4-Stroke) 96-2012, DT 9.9 83-87, DT 15 83-88, 9.9C and 9.9CN not applicable, DF 9.9 (4 Stroke) 96 & Newer, DT 15C 89-97, DF 15A; DF20A 2013 & Newer 2-1/2" Gearcase (10 Tooth Spline)	RBX-A40	N/A	N/A	N/A
DT 20 83-88, DF 25A 2014 & Newer, DT 25 & 25C 83-00, DF 25 (Includes V-Twin) 2000 & Newer, DF 25R 2010 & Newer, DT 30 & 30C 83-97, DF 30 00-07, DF 30A 2014 & Newer; (10 Tooth Spline) 3" Gearcase	RBX-B40	N/A	N/A	N/A	B3
DT 35C 1987-89, DT 40 1983-98, DF 40 & DF 50 (4-Stroke) 1999-10, DF 40A & DF 50A (4-Stroke) 2011 & Newer, DT 50 & 50M 1983-84, DT 55 1985-97, DT 60 1983-84, DF 60A (4-Stroke) 2010 & Newer, DT 65 1985-97; 13 tooth spline 3-1/4" Gearcase	RBX-115	17013300	N/A	N/A	C
DF 60 (4-Stroke) 1998-09, DF 70 (4-Stroke) 1998-08, DT 75-140 HP 1979-01; 13 tooth spline 4-1/4" Gearcase	RBX-110	17024300	RBX-110B	17024301	D
DF 70A & DF 80A & DF 90A (4-Stroke) 2009 & Newer; 15 tooth spline 4-1/4" Gearcase	RBX-150	17015300	RBX-150B	17015304	D
DF 90 2001-08, DF 100 2009 & Newer, DF 115 2001-12, (All 4-Stroke); 15 tooth spline 4-1/4" Gearcase	RBX-125	17015300	RBX-125B	17015304	D
DF 115A & 140A 2013 & Newer, DF 140 2002-12, (All 4-Stroke); 15 tooth spline 4-1/4" Gearcase	RBX-126	17015300	RBX-126B	17015304	D
DT 150-225 HP (2-Stroke) 1986 & Newer, DF 150-300 HP (4-Stroke); 15 tooth spline 4-3/4" Gearcase	RBX-104	17015300	RBX-104B	17015304	E

You need a Hub Kit and a Prop for complete installation :

1. Locate Horsepower/Model and Year.
2. Read across to reference RUBEX™ Hub Kit/Propeller series.
3. Select propeller diameter & pitch from corresponding propeller series.

Flo-Torq is a registered trademark of the Brunswick Corporation. Vortex is a registered trademark of Michigan Wheel Corporation.  
 OMC, Cobra, King Cobra, Cobra SX, Evinrude/Johnson/BRP are registered trademarks of the Bombardier Recreational Products Inc. Mercury, Mariner, Mercurius, Typhoon, Quicksilver & Force are registered trademarks of the Brunswick Corporation.  
 Volvo is a registered trademark of Volvo Penta Marine Products L.P. Suzuki is a registered trademark of the Suzuki Motor Corp. Yamaha is a registered trademark of the Yamaha Corp. Honda is a registered trademark of the Honda Motor Co., Ltd.  
 Tohatsu is a registered trademark of the Tohatsu Corp. Nissan is a registered trademark of the Nissan Jidosha Motor Corp.

# HOW TO CHOOSE A RUBEX™ HUB

**BRONZE**

**OR**

**ALUMINUM**



**Suggested for :**

- > **High Horsepower (115 & Up)**
- > **Extreme Use**
- > **Saltwater / Freshwater Use**
- > **Stainless Steel Propellers**

**Suggested for :**

- > **Low to High Horsepower**
- > **Regular Use**
- > **Freshwater & Occasional Saltwater Use**
- > **Aluminum & Stainless Steel Propellers**

The "B" found at the end of the RUBEX hub kit number denotes that the hub has a bronze core. RUBEX hub kits with a "B" will fit the same applications as its none "B" counterpart.



[www.rubexprops.com](http://www.rubexprops.com)

**A 6~15 Horsepower / 2-1/2" Gearcase (8Tooth SPLINE & THRU HUB EXHAUST)**

6, 8, 9.9 HP (2-Stroke) ..... 86 ~  
8, 9.9 HP (4-Stroke Not Big Foot) .... 02 ~ 04

10 HP ..... 95 ~  
10, 15 HP (Sea Pro/Marathon) ... 95 ~ 01

15 HP (2 & 4-Stroke) ... 89 ~ 06  
(FORCE) 9.9 & 15 HP ... 96 ~ 98

**SATURN** Stainless steel 3 blade  
**PROP** Rubber Hub (8 Tooth Spline)

B	D	P	R	PART NO.
3	9 1/4	7	R	1121-093-07
3	9 1/4	8	R	1121-093-08
3	9 1/4	9	R	1121-093-09
3	9 1/4	10	R	1121-093-10
3	9 1/4	11	R	1121-093-11
3	9 1/4	12	R	1121-093-12



**SATURN**  
General Purpose Propeller

1121-093-09

**Prop hardware for pressed in hub propeller.**

	Thrust Washer (1/pack)	Spacer (1/pack)	Washer (2/pack)	Nut (1/pack)
	<b>MATW</b>	<b>MASP</b>		<b>MANT</b>
<b>A</b>			N/A	

KITS part # : 17011501

\* Required hardware to install propeller that SOLAS makes in hub A series propeller.

**A 9.9~20 Horsepower / (2-1/2" Gearcase,14 Tooth Spline)Japan Origin**

9.9 HP Big Foot 2005~Newer; 15,20hp(4-Stroke)2007~Newer Tohatsu

**SATURN** Stainless steel 3 blade  
**PROP** Rubber Hub

B	D	P	R	PART NO.
3	9 1/4	7	R	5121-093-07
3	9 1/4	8	R	5121-093-08
3	9 1/4	9	R	5121-093-09
3	9 1/4	10	R	5121-093-10
3	9 1/4	11	R	5121-093-11
3	9 1/4	12	R	5121-093-12



5121-093-09

**Prop hardware for pressed in hub propeller.**

	Thrust Washer (1/pack)	Spacer (1/pack)	Washer (2/pack)	Nut (1/pack)	Cotter Pin (4/pack)
	Original TOHATSU Part	Original TOHATSU Part	Original TOHATSU Part	<b>TANT</b>	<b>Apin(1 1/8")</b>
<b>A</b>					

\* Required hardware to install propeller that SOLAS makes in hub A series propeller.



**2.5~3.5HP ( Plastic Propeller) (Pin Drive)**

B	D	P	R	PART NO.
3	7 1/4	6	R	0001-073-06-P



**5 4 ~ 6 Horsepower (12 Tooth Spline & Thru Hub Exhaust)**

4hp 4 Stroke 1999 ~ 4hp 2 Stroke 1987 ~  
5hp 2 Stroke 1987 ~ 6hp 4 Stroke 1999 ~

**AMITA 3 Aluminum 3 blade Rubber Hub**


B	D	P	R	PART NO.
3	7.8	6	R	5011-078-06
3	7.8	7	R	5011-078-07
3	7.8	8	R	5011-078-08
3	7.8	9	R	5011-078-09



**8HP ( Pin Drive)**

8HP 1976-84 Mariner

B	D	P	R	PART NO.
3	8.25	7	R	2011-083-08P



2011-083-08P Rubber Hub: PO6-RB P/N: 1798001

**8 8 ~ 9.9Horsepower / 2-1/2" Gearcase (12 Tooth Spline & Thru Hub Exhaust)**

Mercury 8,9.9HP 4-Stroke (Non Bigfoot) 2005~Newer

**AMITA 3 Aluminum 3 blade Rubber Hub**

B	D	P	R	PART NO.
3	8.5	7	R	5011-085-07
3	8.5	8	R	5011-085-08
3	8.5	9	R	5011-085-09

**AMITA 4 Aluminum 4 blade Rubber Hub**

B	D	P	R	PART NO.
4	8.7	5	R	5013-087-05
4	8.7	7	R	5013-087-07

**High Thrust Propeller**

Excellent forward and reverse thrust.  
Ideal for kicker/auxiliary engines with heavy loads



**A 6~15 Horsepower / 2-1/2" Gearcase (8TOOTH SPLINE & THRU HUB EXHAUST)**

6, 8, 9.9 HP (2-Stroke) ..... 86 ~  
8, 9.9 HP (4-Stroke Not Big Foot) .... 02 ~ 04

10 HP ..... 95 ~  
10, 15 HP (Sea Pro/Marathon) ... 95 ~ 01

15 HP (2 & 4-Stroke) ... 89 ~ 06  
(FORCE) 9.9 & 15 HP .... 96 ~ 98

**AMITA 3 Aluminum 3 blade Rubber Hub**

B	D	P	R	PART NO.
3	9.25	7	R	1111-093-07
3	9.25	8	R	1111-093-08
3	9.25	9	R	1111-093-09
3	9.25	10	R	1111-093-10
3	9.25	11	R	1111-093-11
3	9.25	12	R	1111-093-12

**AMITA 4 Aluminum 4 blade Rubber Hub**

B	D	P	R	PART NO.
4	9.25	7	R	1113-093-07
4	9.25	8	R	1113-093-08
4	9.25	9	R	1113-093-09
4	9.25	10	R	1113-093-10
4	9.25	11	R	1113-093-11

**AMITA 4 Aluminum 4 blade Rubber Hub**

B	D	P	R	PART NO.
4	10	5	R	1113-100-05
4	10	7	R	1113-100-07

**High Thrust Propeller**

Excellent forward and reverse thrust.  
Ideal for kicker/auxiliary engines with heavy loads



1111-093-10



1113-100-07

	Thrust Washer (1/pack)	Spacer (1/pack)	Washer (2/pack)	Nut (1/pack)
	MATW	MASP	N/A	MANT
A			N/A	

KITS part #: 17011501

Prop hardware for pressed in hub propeller.

\* Required hardware to install propeller that SOLAS makes in hub A series propeller.

**A 9.9~20 Horsepower / (2-1/2" Gearcase, 14 Tooth Spline) Japan Origin**

9.9 HP Big Foot 2005~Newer; 15,20hp(4-Stroke)2007~Newer Tohatsu

**AMITA 3 Aluminum 3 blade Rubber Hub**

B	D	P	R	PART NO.
3	9.25	7	R	5111-093-07
3	9.25	8	R	5111-093-08
3	9.25	9	R	5111-093-09
3	9.25	10	R	5111-093-10
3	9.25	11	R	5111-093-11
3	9.25	12	R	5111-093-12

**AMITA 4 Aluminum 4 blade Rubber Hub**

B	D	P	R	PART NO.
4	9.25	7	R	5113-093-07
4	9.25	8	R	5113-093-08
4	9.25	9	R	5113-093-09
4	9.25	10	R	5113-093-10
4	9.25	11	R	5113-093-11

**AMITA 4 Aluminum 4 blade Rubber Hub**

B	D	P	R	PART NO.
4	10	5	R	5113-100-05
4	10	7	R	5113-100-07

High Thrust Propeller  
Excellent forward and reverse thrust.  
Ideal for kicker/auxiliary engines with heavy loads

Prop hardware for pressed in hub propeller.

	Thrust Washer (1/pack)	Spacer (1/pack)	Washer (2/pack)	Nut (1/pack)	Cotter Pin (4/pack)
	Original TOHATSU Part	Original TOHATSU Part	Original TOHATSU Part	TANT	Apin(1 1/8")
A					

**B 9.9~25 Horsepower / 3" Gearcase (10 Tooth SPLINE & THRU HUB EXHAUST)**

9.9&15HP (4-Stroke Big Foot/Sail) ...99~2005  
18 HP (Mercury) .....80 ~ 85

20 HP (2-Stroke Mercury) ... 86 ~ 02  
25 HP (Mariner 2-Stroke) ..... 85 ~

25 HP (2-Stroke Mercury) ..... 80 ~ 05  
25 HP (Sea Pro/Marathon) .... All Years

20 HP (Mariner 2-Stroke) ... 85 ~  
(FORCE) 25 HP 3Cyl 95 ~ 98

**NEW SATURN PROP** Stainless steel 3 blade Rubber Hub

B	D	P	R	PART NO.
3	10 3/4	10	R	1231-108-10
3	10 1/2	11	R	1231-105-11
3	10 1/4	12	R	1231-103-12
3	10 1/8	13	R	1231-101-13
3	10	14	R	1231-100-14
3	10	15	R	1231-100-15



**HRTITAN4 PROP** Stainless steel 4 blade Rubber Hub

B	D	P	R	PART NO.
4	10	10	R	1253-100-10
4	10	11	R	1253-100-11
4	10	12	R	1253-100-12



	Thrust Washer (1/1pack)	Spacer (1/1pack)	Washer (2/1pack)	Nut (1/1pack)
<b>B</b>	MBTW	Installed on Prop	MBWS	MBNT

**KITS part # : 17012501**

*Prop hardware for pressed in hub propeller.*

\* Required hardware to install propeller that SOLAS makes in hub B series propeller.

**B 25-30 Horsepower Mariner (Japan Origin Yamaha) 3" Gearcase(10 Tooth Spline)**

25 HP.....80-84    28 HP.....76-79    30 HP.....79-90

**NEW SATURN PROP** Stainless steel 3 blade Rubber Hub

B	D	P	R	PART NO.
3	10 3/4	10	R	3231-108-10
3	10 1/2	11	R	3231-105-11
3	10 1/4	12	R	3231-103-12
3	10 1/8	13	R	3231-101-13
3	10	14	R	3231-100-14
3	10	15	R	3231-100-15

**NEW SATURN PROP** Stainless steel blade Rubber Hub

B	D	P	R	PART NO.
4	10	9	R	3233-100-09
4	10	10	R	3233-100-10

**HRTITAN4 PROP** Stainless steel 4 blade Rubber Hub

B	D	P	R	PART NO.
4	10	10	R	3253-100-10
4	10	11	R	3253-100-11
4	10	12	R	3253-100-12

	Thrust Washer (1/1pack)	Spacer (1/1pack)	Washer (2/1pack)	Nut (1/1pack)	Cotter Pin (4/1pack)
<b>B</b>	Original YAMAHA Part	Original YAMAHA Part	Original YAMAHA Part	YBNT	Apin(1 1/8")

*Prop hardware for pressed in hub propeller.*

\* Required hardware to install propeller that SOLAS makes in hub B series propeller.

**B 25-30 Horsepower (Japan Origin Tohatsu) 3" Gearcase(10 Tooth Spline)**

25 HP 4-Stroke (Not Bigfoot).....06-Newer  
30 HP 4-Stroke (Not Bigfoot).....06-Newer

**SATURN PROP** Stainless steel 3 blade Rubber Hub

B	D	P	R	PART NO.
3	10	8	R	5221-100-08
3	10	9	R	5221-100-09
3	10	10	R	5221-100-10
3	10	11	R	5221-100-11
3	10	12	R	5221-100-12
3	10	13	R	5221-100-13
3	10	14	R	5221-100-14



**NEW SATURN PROP** Stainless steel 4 blade Rubber Hub

B	D	P	R	PART NO.
4	10	9	R	5233-100-09
4	10	10	R	5233-100-10



**HRTITAN4 PROP** Stainless steel 4 blade Rubber Hub

B	D	P	R	PART NO.
4	10	10	R	5253-100-10
4	10	11	R	5253-100-11
4	10	12	R	5253-100-12



	Thrust Washer (1/1pack)	Spacer (1/1pack)	Washer (2/1pack)	Nut (1/1pack)	Cotter Pin (4/1pack)
<b>B</b>	Original TOHATSU Part	Original TOHATSU Part	Original TOHATSU Part	TANT	Apin(1 1/8")

*Prop hardware for pressed in hub propeller.*

\* Required hardware to install propeller that SOLAS makes in hub B series propeller.

**B 9.9~25 Horsepower / 3" Gearcase (10 Tooth SPLINE & THRU HUB EXHAUST)**

9.9&15HP (4-Stroke Big Foot/Sail) ...99~2005  
18 HP (Mercury) .....80 ~ 85

20 HP (2-Stroke Mercury) ... 86 ~ 02  
25 HP (Mariner 2-Stroke) ..... 85 ~

25 HP (2-Stroke Mercury) ..... 80 ~ 05  
25 HP (Sea Pro/Marathon) ..... All Years

20 HP (Mariner 2-Stroke) ... 85 ~  
(FORCE) 25 HP 3Cyl 95 ~ 98

**AMITA 3 Aluminum 3 blade Rubber Hub**

B	D	P	R	PART NO.
3	11	9	R	1211-110-09
3	10.5	11	R	1211-105-11
3	10.3	12	R	1211-103-12
3	10.1	13	R	1211-101-13
3	10	14	R	1211-100-14
3	10	15	R	1211-100-15



1211-103-12

**AMITA 4 Aluminum 4 blade Rubber Hub**

B	D	P	R	PART NO.
4	10.2	11	R	1213-102-11
4	10.1	12	R	1213-101-12
4	10	13	R	1213-100-13
4	10	14	R	1213-100-14
4	10	15	R	1213-100-15



1213-100-13

	Thrust Washer (1/pack)	Spacer (1/pack)	Washer (2/pack)	Nut (1/pack)
	MBTW		MBWS	MBNT
<b>B</b>		Installed on Prop		

**KITS part # : 17012501**

*Prop hardware for pressed in hub propeller.*

\* Required hardware to install propeller that SOLAS makes in hub B series propeller.

**B 25-30 Horsepower Mariner (Japan Origin Yamaha) 3" Gearcase(10 Tooth Spline)**

25 HP.....80-84    28 HP.....76-79    30 HP.....79-90

**AMITA 3 Aluminum 3 blade Rubber Hub**

B	D	P	R	PART NO.
3	9.9	9	R	3211-099-09
3	9.9	10	R	3211-099-10
3	9.9	11	R	3211-099-11
3	9.9	12	R	3211-099-12
3	9.9	13	R	3211-099-13

**AMITA 4 Aluminum 4 blade Rubber Hub**

B	D	P	R	PART NO.
4	10.2	11	R	3213-102-11
4	10.1	12	R	3213-101-12
4	10	13	R	3213-100-13
4	10	14	R	3213-100-14
4	10	15	R	3213-100-15

	Thrust Washer (1/pack)	Spacer (1/pack)	Washer (2/pack)	Nut (1/pack)	Coller Pin (4/pack)
	Original YAMAHA Part	Original YAMAHA Part	Original YAMAHA Part	YBNT	Apin(1 1/8")
<b>B</b>					

*Prop hardware for pressed in hub propeller.*

\* Required hardware to install propeller that SOLAS makes in hub B series propeller.

**B 25-30 Horsepower (Japan Origin Tohatsu) 3" Gearcase(10 Tooth Spline)**

25 HP 4-Stroke (Not Bigfoot).....06-Newer    30 HP 4-Stroke (Not Bigfoot).....06-Newer

**AMITA 3 Aluminum 3 blade Rubber Hub**

B	D	P	R	PART NO.
3	9.9	9	R	5211-099-09
3	9.9	10	R	5211-099-10
3	9.9	11	R	5211-099-11
3	9.9	12	R	5211-099-12
3	9.9	13	R	5211-099-13
3	9.9	14	R	5211-099-14

**AMITA 4 Aluminum 4 blade Rubber Hub**

B	D	P	R	PART NO.
4	10.2	11	R	5213-102-11
4	10.1	12	R	5213-101-12
4	10	13	R	5213-100-13
4	10	14	R	5213-100-14
4	10	15	R	5213-100-15

	Thrust Washer (1/pack)	Spacer (1/pack)	Washer (2/pack)	Nut (1/pack)	Coller Pin (4/pack)
	Original TOHATSU Part	Original TOHATSU Part	Original TOHATSU Part	TANT	Apin(1 1/8")
<b>B</b>					

*Prop hardware for pressed in hub propeller.*

\* Required hardware to install propeller that SOLAS makes in hub B series propeller.

\* Check with engine manufacturer for complete prop hardware listings. SOLAS does not make all hardware required for all motors made.

**15~25HP (Pin Drive) Mariner**  
15HP 1976-1981 : 15A HP 1979-1982  
20HP 1976-1979 : 25HP 1977-1979  
W15 1977-1985

B	D	P	R	PART NO.
3	9	10	R	2111-090-10P
3	9.25	11	R	2111-093-11P

2111-093-11P

**15~25HP (Spline Drive)**

B	D	P	R	PART NO.
3	9	10	R	2111-090-10S
3	9.25	11	R	2111-093-11S

	Pin Drive	Spline Drive
<b>Pin Drive</b>	<b>Spline Drive</b>	
Rubber Hub: POA-RB2 P/N: 1798102	Rubber Hub: POA-RB P/N: 1798101	

3211-099-12

3213-100-13

5211-099-11

5013-100-13

**C 25~70 Horsepower / 3-1/4" Gearcase (13 Tooth SPLINE & THRU HUB EXHAUST)**

25 HP Bigfoot (4-Stroke) .... 99 ~ 05	402 & 500 Models ..... 1974 ~ Newer	50 HP (2 & 4-Stroke) (Not Bigfoot) ..... 77 ~
30 HP Bigfoot (4-Stroke) ..... 2010 ~	40 HP (2 & 4-Stroke) (Not Bigfoot) .. 77 ~	55 HP (Mercury/Sea Pro/Marathon) ..... 95 ~
30 HP (2 & 4-Stroke) ..... 94 ~ 05	40 HP (Sea Pro/Marathon) ..... 77 ~	60 HP (4-Stroke) (Not Bigfoot or Sea Pro/Marathon) ... 78 ~
30 HP (Sea Pro/Marathon) ..... 94 ~	45 HP..... 86 ~ 89	60 HP (2-Stroke) ..... 78 ~
35 HP ..... 84 ~ 89	48 HP (Mariner) ..... All Years	70 HP (Includes Model 700)..... ~ 83
		(FORCE) 40/50 HP ... 95 ~ 98, 70 HP 91 ~ 95, 75 HP 96 ~ 98

**NEW SATURN Stainless steel 3 blade PROP Rubber Hub**

B	D	P	R	PART NO.
3	12	8	R	1331-120-08
3	12	9	R	1331-120-09
3	11 7/8	10	R	1331-119-10
3	11 5/8	11	R	1331-116-11
3	11 3/8	12	R	1331-114-12
3	11 1/8	13	R	1331-111-13
3	11 1/8	14	R	1331-111-14
3	11	15	R	1331-110-15

**SATURN Stainless steel 3 blade PROP Rubber Hub**

B	D	P	R	PART NO.
3	12 1/4	9	R	1321-123-09
3	11 3/4	11	R	1321-118-11
3	11 1/2	12	R	1321-115-12
3	11 1/8	13	R	1321-111-13
3	11 1/8	14	R	1321-111-14
3	11	15	R	1321-110-15

**Prop hardware for pressed in hub propeller.**



**KITS part #: 17013501**

\* Required hardware to install propeller that SOLAS makes in hub C series propeller.

**C 40 Horsepower (Japan Origin Tohatsu) 13 Tooth Spline**

**NEW SATURN Stainless steel 3 blade PROP Rubber Hub**

B	D	P	R	PART NO.
3	12	8	R	5331-120-08
3	12	9	R	5331-120-09
3	11 7/8	10	R	5331-119-10
3	11 5/8	11	R	5331-116-11
3	11 3/8	12	R	5331-114-12
3	11 1/8	13	R	5331-111-13
3	11 1/8	14	R	5331-111-14
3	11	15	R	5331-110-15

**SATURN Stainless steel 3 blade PROP Rubber Hub**

B	D	P	R	PART NO.
3	12 1/4	9	R	5321-123-09
3	11 3/4	11	R	5321-118-11
3	11 1/2	12	R	5321-115-12
3	11 1/8	13	R	5321-111-13
3	11 1/8	14	R	5321-111-14
3	11	15	R	5321-110-15

**Prop hardware for pressed in hub propeller.**



\* Required hardware to install propeller that SOLAS makes in hub C series propeller.

**D 40~140 Horsepower / 4-1/4" Gearcase (15 Tooth SPLINE & THRU HUB EXHAUST)**

40 HP Bigfoot (4-Stroke)/CT .... All Years	75 HP (Sea Pro/Marathon) ... All Years	100 HP ..... 88 ~ 99
50 HP Bigfoot (4-Stroke)/CT.... All Years	80 HP ..... 78 ~ 89	115 HP (2 & 4-Stroke) ..... 78 ~
60 HP Bigfoot (4-Stroke)/CT ..... 95 ~	80 HP (Mariner) ..... 78 ~ 83	115 HP (Yamaha) ..... 78 ~ 83
60 HP (Sea Pro/Marathon) ..... 95 ~	80 HP (Yamaha) ..... 77 - 83	125 HP ..... 94 ~ Newer
65 HP (Model 650 - 4 Cyl.) ..... 61 ~ 70	80 HP (Model 800, 2 & 4 Cyl.) ..... ~ 77	140 HP (Includes Sea Pro/Offshore) .. 78 ~ 81
65 HP (Model 650 - 2 Cyl.) ..... ~ 71	85 HP (Model 850, 2 & 4 Cyl.) ..... ~ 77	140 HP (Yamaha) ..... 78 ~ 79
70 HP ..... 87 ~ 89	90 HP (2 & 4-Stroke) ..... 78 ~	Models 900 ~ 1500 ..... ~ 77
75 HP (2 & 4-Stroke) ..... 84 ~	90 HP (Yamaha) ..... 78 ~ 83	(FORCE) 75 HP ... 1999 ~ & 90, 120, 150 HP ... 1995 ~

**NEW SATURN Stainless steel 3 blade PROP Rubber Hub**

B	D	P	R	PART NO.
3	14	11	R	1431-140-11
3	13 3/4	13	R	1431-138-13
3	13 1/2	15	R	1431-135-15
3	13 1/4	17	R	1431-133-17
3	13	19	R	1431-130-19
3	13	21	R	1431-130-21

**TITAN Stainless steel 3 blade PROP Rubber Hub**

B	D	P	R	PART NO.
3	13 3/4	13	R	1441-138-13
3	13 3/4	15	R	1441-138-15
3	13 1/4	17	R	1441-133-17
3	13 1/4	19	R	1441-133-19

**HRTITAN4 Stainless steel 4 blade PROP Rubber Hub**

B	D	P	R	PART NO.
4	13 1/2	13	R	1453-135-13
4	13 1/4	15	R	1453-133-15
4	13	17	R	1453-130-17
4	13	19	R	1453-130-19
4	13	21	R	1453-130-21

**Note: Propeller hardware refer to Page P6.**



**C 25~70 Horsepower / 3-1/4" Gearcase (13 Tooth SPLINE & THRU HUB EXHAUST)**

25 HP Bigfoot (4-Stroke) .... 99 ~ 05	402 & 500 Models ..... 1974 ~ Newer	50 HP (2 & 4-Stroke) (Not Bigfoot) ..... 77 ~
30 HP Bigfoot (4-Stroke) ..... 2010 ~	40 HP (2 & 4-Stroke) (Not Bigfoot) .. 77 ~	55 HP (Mercury/Sea Pro/Marathon) ..... 95 ~
30 HP (2 & 4-Stroke) ..... 94 ~ 05	40 HP (Sea Pro/Marathon) ..... 77 ~	60 HP (4-Stroke) (Not Bigfoot or Sea Pro/Marathon) ... 78 ~
30 HP (Sea Pro/Marathon) ..... 94 ~	45 HP..... 86 ~ 89	60 HP (2-Stroke) ..... 78 ~
35 HP ..... 84 ~ 89	48 HP (Mariner) ..... All Years	70 HP (Includes Model 700)..... ~ 83
		(FORCE) 40/50 HP ... 95 ~ 98, 70 HP 91 ~ 95, 75 HP 96 ~ 98

**AMITA 3 Aluminum 3 blade Rubber Hub**

B	D	P	R	PART NO.
3	12.2	7	R	1311-122-07
3	12.2	8	R	1311-122-08
3	12.1	9	R	1311-121-09
3	11.8	10	R	1311-118-10
3	11.6	11	R	1311-116-11
3	11.4	12	R	1311-114-12
3	11.1	13	R	1311-111-13
3	11.1	14	R	1311-111-14
3	11	15	R	1311-110-15
3	11	16	R	1311-110-16
3	11	17	R	1311-110-17

**AMITA 3 Aluminum 3 blade -C Plus Rubber Hub**

B	D	P	R	PART NO.
3	12	10	R	1311-120-10
3	11.8	11	R	1311-118-11
3	11.6	12	R	1311-116-12
3	11.6	13	R	1311-116-13
3	11.6	14	R	1311-116-14

**AMITA 4 Aluminum 4 blade Rubber Hub**

B	D	P	R	PART NO.
4	11.8	9	R	1313-118-09
4	11.4	10	R	1313-114-10
4	11.1	11	R	1313-111-11
4	10.8	12	R	1313-108-12
4	10.5	13	R	1313-105-13
4	10.5	14	R	1313-105-14

Thrust Washer (1/pack)	Spacer (1/pack)	Washer (2/pack)	Nut (1/pack)
<b>MCTW</b>	Installed on Prop	<b>MCWS</b>	<b>MCNT</b>
KITS part # : 17013501			

*Prop hardware for pressed in hub propeller.*

\* Required hardware to install propeller that SOLAS makes in hub C series propeller.

**D 40~140 Horsepower / 4-1/4" Gearcase (15 Tooth SPLINE & THRU HUB EXHAUST)**

40 HP Bigfoot (4-Stroke)/CT .... All Years	75 HP (Sea Pro/Marathon) ... All Years	100 HP ..... 88 ~ 99
50 HP Bigfoot (4-Stroke)/CT..... All Years	80 HP ..... 78 ~ 89	115 HP (2 & 4-Stroke) ..... 78 ~
60 HP Bigfoot (4-Stroke)/CT ..... 95 ~	80 HP (Mariner) ..... 78 ~ 83	115 HP (Yamaha) ..... 78 ~ 83
60 HP (Sea Pro/Marathon) ..... 95 ~	80 HP (Yamaha) ..... 77 ~ 83	125 HP ..... 94 ~ Newer
65 HP (Model 650 - 4 Cyl.) ..... 61 ~ 70	80 HP (Model 800, 2 & 4 Cyl.) ..... ~ 77	140 HP (Includes Sea Pro/Offshore) .. 78 ~ 81
65 HP (Model 650 - 2 Cyl.) ..... ~ 71	85 HP (Model 850, 2 & 4 Cyl.) ..... ~ 77	140 HP (Yamaha) ..... 78 ~ 79
70 HP ..... 87 ~ 89	90 HP (2 & 4-Stroke) ..... 78 ~	Models 900 ~ 1500 ..... ~ 77
75 HP (2 & 4-Stroke) ..... 84 ~	90 HP (Yamaha) ..... 78 ~ 83	(FORCE) 75 HP ... 1999 ~ & 90, 120, 150 HP ... 1995 ~

**AMITA 3 Aluminum 3 blade Rubber Hub**

B	D	P	R	PART NO.
3	14	9	R	1411-140-09
3	14	11	R	1411-140-11
3	13.75	13	R	1411-138-13
3	13.5	14	R	1411-135-14
3	13.5	15	R	1411-135-15
3	13.5	16	R	1411-135-16
3	13.25	17	R	1411-133-17
3	13.25	18	R	1411-133-18
3	13	19	R	1411-130-19
3	13	21	R	1411-130-21

**AMITA 3 Aluminum 3 blade Rubber Hub**

B	D	P	R	PART NO.
3	13.2	19	R	1411-132-19
3	13.2	21	R	1411-132-21

**AMITA 4 Aluminum 4 blade Rubber Hub**

B	D	P	R	PART NO.
4	13.25	13	R	1413-133-13
4	13	15	R	1413-130-15
4	12.75	17	R	1413-128-17
4	12.5	19	R	1413-125-19
4	12.5	21	R	1413-125-21

**\* DO NOT USE "NEW" MD PROPELLER FOR HONDA ENGINE\***

Original SOLAS MD Propeller (Front view)

MD-TW

Aluminum Propeller

Stainless steel Propeller

\* New SOLAS MD Propeller (Front view)

Original Mercury Flo-Torq Thrust Washer

ME-TW 81013150

Aluminum Propeller

Stainless steel Propeller

\* Original design is no longer manufactured. When current inventory is depleted use new version.

Note: Thrust Washer not included, please use Original Mercury Flo-Torq Thrust Washer part # 12-8354671, or Solas thrust washer part # ME-TW / 81013150

Mercury, Flo-Torq are registered trademarks of the Brunswick Corporation.

Thrust Washer (1/pack)	Spacer (1/pack)	Washer (2/pack)	Nut (1/pack)
<b>MDTW</b>	Installed on Prop	<b>MEWS</b>	<b>MDNT</b>
KITS part # : 17014501			

Thrust Washer (1/pack)	Spacer (1/pack)	Washer (2/pack)	Nut (1/pack)
<b>METW</b>	Installed on Prop	<b>MEWS</b>	<b>MDNT</b>
D-1 81013150	KITS part # : 17014501A		

**E 90~ Horsepower / 4-3/4" Gearcase (15 Tooth SPLINE & THRU HUB EXHAUST)**

90 HP (Command Thrust) ..... 2014 ~	200 HP ..... 78 ~	MERCURISER STERNDRIVES
100 HP (Command Thrust) ... 2015 ~	220 HP ..... 87 ~ 88	MODELS 15, 1B, 1C ... ~ 82
115 HP (Command Thrust) ... 2014 ~	225 HP ..... 80 ~	MODELS 120, 140, 145 DTS ... ~ 82
135 HP ..... 87 ~	225 HP (Sea Pro/Marathon) ... All Years	MODELS 165, 228, 470, 485, 888, 898 ... ~ 82
150 HP ..... 78 ~	250 HP ..... 94 ~	MODELS 225S, 233, 255TRS, 260, 280TRS, 330TRS ... ~ 82
150 HP (Yamaha) ..... 79 ~ 83	275 HP ..... 90 ~ 94	MERCURISER 120 ~ 260 HP ... 83 ~ 85
175 HP ..... 78 ~	300 HP ..... 83, & 99 ~	ALPHA ONE DRIVE (Gen.1 & Gen. 2 All Motors & HP)
175 HP (Yamaha) ..... 78 ~ 79	3.4 Litre ..... 84 ~ 86	BRAVO ONE DRIVE (Bravo One & Bravo One X Drives Only)

**NEW SATURN** Stainless steel 3 blade  
**PROP** Rubber Hub

B	D	P	R	PART NO.
3	14 1/2	15	R	1531-145-15
3	14 1/2	15	L	1532-145-15
3	14 1/4	17	R	1531-143-17
3	14 1/4	17	L	1532-143-17
3	14	19	R	1531-140-19
3	14	19	L	1532-140-19
3	14	21	R	1531-140-21
3	14	21	L	1532-140-21
3	14	23	R	1531-140-23
3	14	23	L	1532-140-23
3	14	25	R	1531-140-25

**NEW SATURN-E Plus**  
Suggested for 135 ~ 150 HP Motors for Heavy Boat

B	D	P	R	PART NO.
3	15 5/8	11	R	1531-156-11
3	15 5/8	13	R	1531-156-13
3	15 5/8	13	L	1532-156-13

**HR TITAN3** Stainless steel 3 blade  
**PROP** Rubber Hub

B	D	P	R	PART NO.
3	15	14	R	1551-150-14
3	15	14	L	1552-150-14
3	14 3/4	16	R	1551-148-16
3	14 3/4	16	L	1552-148-16
3	14 3/4	17	R	1551-148-17
3	14 3/4	17	L	1552-148-17
3	14 3/4	18	R	1551-148-18
3	14 3/4	18	L	1552-148-18
3	14 3/4	19	R	1551-148-19
3	14 3/4	19	L	1552-148-19
3	14 3/4	20	R	1551-148-20
3	14 3/4	20	L	1552-148-20
3	14 1/2	21	R	1551-145-21
3	14 1/2	21	L	1552-145-21
3	14 1/4	22	R	1551-143-22
3	14 1/4	22	L	1552-143-22
3	14	24	R	1551-140-24
3	14	24	L	1552-140-24

**HR TITAN4** Stainless steel 4 blade  
**PROP** Rubber Hub

B	D	P	R	PART NO.
4	14 1/2	15	R	1553-145-15
4	14 1/2	15	L	1554-145-15
4	14 1/4	17	R	1553-143-17
4	14 1/4	17	L	1554-143-17
4	14 1/8	18	R	1553-141-18
4	14 1/8	18	L	1554-141-18
4	14 1/8	19	R	1553-141-19
4	14 1/8	19	L	1554-141-19
4	14	20	R	1553-140-20
4	14	20	L	1554-140-20
4	14	21	R	1553-140-21
4	14	21	L	1554-140-21
4	14	22	R	1553-140-22
4	14	22	L	1554-140-22
4	14	23	R	1553-140-23
4	14	23	L	1554-140-23
4	14	25	R	1553-140-25
4	14	25	L	1554-140-25
4	14	27	R	1553-140-27

**LEXOR** Stainless steel 3 blade  
**PROP** Rubber Hub

B	D	P	R	PART NO.
3	15 3/4	15	R	1571-158-15
3	15 3/4	15	L	1572-158-15
3	15 5/8	16	R	1571-156-16
3	15 5/8	16	L	1572-156-16
3	15 1/2	17	R	1571-155-17
3	15 1/2	17	L	1572-155-17
3	15 3/8	18	R	1571-154-18
3	15 3/8	18	L	1572-154-18
3	15 1/4	19	R	1571-153-19
3	15 1/4	19	L	1572-153-19
3	15 1/8	20	R	1571-151-20
3	15 1/8	20	L	1572-151-20
3	15	21	R	1571-150-21
3	15	21	L	1572-150-21
3	14 7/8	22	R	1571-149-22
3	14 7/8	22	L	1572-149-22
3	14 3/4	23	R	1571-148-23
3	14 3/4	23	L	1572-148-23
3	14 1/2	25	R	1571-145-25
3	14 1/2	25	L	1572-145-25
3	14 1/2	27	R	1571-145-27
3	14 1/2	27	L	1572-145-27



**Scorpion** Stainless steel 3 blade  
**PROP** Rubber Hub

Check the RUBEX chart  
S3 Prop for SCORPION.  
[www.rubexprops.com](http://www.rubexprops.com)



Thrust Washer (1/pack)	Spacer (1/pack)	Washer (2/pack)	Nut (1/pack)
<b>METW</b>	<b>MESP</b>	<b>MEWS</b>	<b>MDNT</b>

KITS part #: 17015501  
Prop hardware for pressed in hub propeller.  
\* Required hardware to install propeller that SOLAS makes in hub E series propeller.

**F MERCURISER ( BRAVO II )**  
( 19 Tooth Spline & Thru Hub Exhaust )

BRAVO TWO: 4.3 L ~ 7.4 L / D 2.8 L ~ D 7.3 L

**TITAN** Stainless steel 3 blade  
**PROP** Rubber Hub

B	D	P	R	PART NO.
3	19 1/4	15	R	1641-193-15
3	19 1/4	15	L	1642-193-15
3	18 3/4	17	R	1641-188-17
3	18 3/4	17	L	1642-188-17
3	18 1/4	19	R	1641-183-19
3	18 1/4	19	L	1642-183-19
3	17 3/4	21	R	1641-178-21
3	17 3/4	21	L	1642-178-21
3	17 1/2	23	R	1641-175-23
3	17 1/2	23	L	1642-175-23
3	17 1/4	25	R	1641-173-25
3	17 1/4	25	L	1642-173-25



\* Three blade stainless steel propeller  
\* Improves acceleration by putting more blade area in the water. It can deliver a very powerful thrust.

**E 90~ Horsepower / 4-3/4" Gearcase (15 Tooth SPLINE & THRU HUB EXHAUST)**

90 HP (Command Thrust) ..... 2014 ~  
 100 HP (Command Thrust) ... 2015 ~  
 115 HP (Command Thrust) ... 2014 ~  
 135 HP ..... 87 ~  
 150 HP ..... 78 ~  
 150 HP (Yamaha) ..... 79 ~ 83  
 175 HP ..... 78 ~  
 175 HP (Yamaha) ..... 78 ~ 79

200 HP ..... 78 ~  
 220 HP ..... 87 ~ 88  
 225 HP ..... 80 ~  
 225 HP (Sea Pro/Marathon) ... All Years  
 250 HP ..... 94 ~  
 275 HP ..... 90 ~ 94  
 300 HP ..... 83, & 99 ~  
 3.4 Litre ..... 84 ~ 86

MERCUISER STERNDRIVES  
 MODELS 1S, 1B, 1C ... ~ 82  
 MODELS 120, 140, 145 DTS ... ~ 82  
 MODELS 165, 228, 470, 485, 888, 898 ... ~ 82  
 MODELS 225S, 233, 255TRS, 260, 280TRS, 330TRS ... ~ 82  
 MERCUISER 120 ~ 260 HP ... 83 ~ 85  
 ALPHA ONE DRIVE (Gen.1 & Gen. 2 All Motors & HP)  
 BRAVO ONE DRIVE (Bravo One & Bravo One X Drives Only)

**AMITA 3 Aluminum 3 blade Rubber Hub**

B	D	P	R	PART NO.
3	15.5	13	R	1511-155-13
3	15	15	R	1511-150-15
3	15	15	L	1512-150-15
3	14.8	17	R	1511-148-17
3	14.8	17	L	1512-148-17
3	14.5	19	R	1511-145-19
3	14.5	19	L	1512-145-19
3	14.3	21	R	1511-143-21
3	14.3	21	L	1512-143-21
3	14.2	23	R	1511-142-23
3	14.2	23	L	1512-142-23

**AMITA 3-E Plus Aluminum 3 blade Rubber Hub**

B	D	P	R	PART NO.
3	16	13	R	1511-160-13
3	15.8	15	R	1511-158-15
3	15.8	15	L	1512-158-15
3	15.5	17	R	1511-155-17
3	15.5	17	L	1512-155-17
3	15.3	19	R	1511-153-19
3	15.3	19	L	1512-153-19
3	15.3	21	R	1511-153-21
3	15.3	21	L	1512-153-21
3	15.3	23	R	1511-153-23

**AMITA 4 Aluminum 4 blade Rubber Hub**

B	D	P	R	PART NO.
4	14.75	15	R	1513-148-15
4	14.75	15	L	1514-148-15
4	14.5	17	R	1513-145-17
4	14.5	17	L	1514-145-17
4	14.25	19	R	1513-143-19
4	14.25	19	L	1514-143-19
4	14	21	R	1513-140-21
4	14	21	L	1514-140-21
4	14	23	R	1513-140-23

Thrust Washer (1/16" thick)	Spacer (1/16" thick)	Washer (2/16" thick)	Nut (1/16" thick)
<b>METW</b>	<b>MESP</b>	<b>MEWS</b>	<b>MDNT</b>

KITS part #: 17015501

Prop hardware for pressed in hub propeller.  
 \* Required hardware to install propeller that SOLAS makes in hub E series propeller.



1513-140-21

**F MERCUISER ( BRAVO II )**

( 19 Tooth Spline & Thru Hub Exhaust )

BRAVO TWO : 4.3 L ~ 7.4 L / D 2.8 L ~ D 7.3 L

**AMITA 3 Aluminum 3 blade Rubber Hub**

B	D	P	R	PART NO.
3	19.5	11	R	1611-195-11
3	19.5	11	L	1612-195-11
3	19.5	13	R	1611-195-13
3	19.5	13	L	1612-195-13
3	19.3	15	R	1611-193-15
3	19.3	15	L	1612-193-15
3	18.8	17	R	1611-188-17
3	18.8	17	L	1612-188-17
3	18.25	19	R	1611-183-19
3	18.25	19	L	1612-183-19
3	17.8	21	R	1611-178-21
3	17.8	21	L	1612-178-21

BRAVO II is a registered trademark of the Brunswick Corporation.



**BRAVO II**  
Large Area Blade Design

**Mercury Sport Jet Impellers**

Engine cc	Model	Year	PUMP Diameter	RECOMMENDED SOLAS IMPELLER	
				SERIES	STOCK Engine
90 HP	90 Jet (Spline)	1993-1995	184mm	CONCORD	MB-SC-A
175 HP	175 XR2 Jet	1997-2000		CONCORD	MC-CD-18/27
	Speedster	2000-2002		CONCORD	MC-CD-22/39
	Speedster SK	2000		CONCORD	MC-CD-22/39
	Speedster 160	2004		CONCORD	MC-CD-22/39
Mercury V6 250HP	Challenger 1800	2000-2005		CONCORD	MC-CD-22/39
	Challenger 2000	2000-2005		CONCORD	MC-CD-22/39
240HP	Challenger X	2004-2005		CONCORD	MC-CD-22/39
210HP	Challenger 2000	2004-2005		CONCORD	MC-CD-22/39
200HP	Sportster 1800	2000		CONCORD	MC-CD-22/39
(M2 Jet)	Utopia 205	2002-2005		CONCORD	MC-CD-22/39
	Utopia 185	2001-2005		CONCORD	MC-CD-22/39
	Islandia	2001-2005	CONCORD	MC-CD-22/39	

Mercury Sport Jet is a registered trademark of Mercury Marine, Inc.



**MC-CD-22/39**  
for  
Mercury Sport jet

"This is a highly efficient 4-blade, Stainless Steel, progressive pitch impeller delivering excellent thrust and superior overall performance for the Mercury SportJet model jet drive."

\* Check with engine manufacturer for complete prop hardware listings. SOLAS does not make all hardware required for all motors made.

**MERCUISER ( BRAVO III )**

( 19 Tooth Spline & Thru Hub Exhaust )

Fits all Bravo III Stern drives.

**B3** Stainless steel 3/4 blade Rubber Hub

B	D	P	R	PART NO.
3	14 3/8	18	Rear	1651-144-18
3	14 3/8	20	Rear	1651-144-20
3	14 3/8	21	Rear	1651-144-21
3	14 1/4	22	Rear	1651-143-22
3	14 1/4	23	Rear	1651-143-23
3	14	24	Rear	1651-140-24
3	14	25	Rear	1651-140-25
3	14	26	Rear	1651-140-26
3	14	27	Rear	1651-140-27
3	13 3/4	28	Rear	1651-138-28
4	16	18	Front	1654-160-18
4	16	20	Front	1654-160-20
4	16	21	Front	1654-160-21
4	15 3/4	22	Front	1654-158-22
4	15 3/4	23	Front	1654-158-23
4	15 1/2	24	Front	1654-155-24
4	15 1/2	25	Front	1654-155-25
4	15 1/2	26	Front	1654-155-26
4	15 1/2	27	Front	1654-155-27
4	15	28	Front	1654-150-28

MGFTW  
P/N: 81011171



MGRTW  
P/N: 81011172



MGRNT  
P/N: 81141172

	Front Thrust Washer	Rear Thrust Washer	Front Nut	Rear Nut	
B3 BRAVO III					17017501
	MGFTW	MGRTW	MGFNT	MGRNT	

# SOLAS B3 BRAVO III Dual Props

BRAVO III is a registered trademark of the Brunswick Corporation.



**B3** for  
**MERCURY BRAVO 3**

Stainless steel  
4 blade front & 3 blade rear  
Solid hub

- \* Excellent acceleration and top speed
- \* Cupped blade design increases bite & reduces slip
- \* Highly Polished

# High Performance for Bass & Bay Boats



## **RUBEX S3**

- \* Equipped with SAV (Solas Adjustable Vent)
- \* High rake design for increased bow lift
- \* Extra cupping suitable for high engine mounting
- \* Cut down blade reduces drag

B	D	P	R	PART NO.
3	15 1/8	21	R	9561-151-21
3	15 1/8	22	R	9561-151-22
3	15 1/8	23	R	9561-151-23
3	15 1/8	24	R	9561-151-24
3	15 1/8	25	R	9561-151-25
3	15 1/8	26	R	9561-151-26
3	15 1/8	27	R	9561-151-27
3	15 1/8	28	R	9561-151-28



**SAV**  
*Solas Adjust Vent*



**A 8-15 Horsepower / 2-1/2" Gearcase (13 Tooth SPLINE & THRU HUB EXHAUST)**

8 HP (4-Stroke) 1996-2005; 9.9, 15 HP (2-Stroke) 1974-2005; 9.9, 15 HP (4-Stroke) 1995-2001

**SATURN** Stainless steel 3 blade  
**PROP** Rubber Hub

B	D	P	R	PART NO.
3	9 1/4	7	R	2121-093-07
3	9 1/4	8	R	2121-093-08
3	9 1/4	9	R	2121-093-09
3	9 1/4	10	R	2121-093-10
3	9 1/4	11	R	2121-093-11
3	9 1/4	12	R	2121-093-12



2121-093-09

*Prop hardware for pressed in hub propeller.*

	Thrust Washer (1/1pack)	Spacer (1/1pack)	Washer (2/2pack)	Nut (1/1pack)	Cotter Pin (4/4pack)
A	OATW	OASP	N/A	OANT	Apin(1 1/8")

KITS part # : 17021501

\* Required hardware to install propeller that SOLAS makes in hub A series propeller.

**A Johnson 9.9-15 HP (4-Stroke) 2002-2007 Japan Origin Suzuki 2-1/2" Gearcase (10 Tooth Spine)**

**SATURN** Stainless steel 3 blade  
**PROP** Rubber Hub

B	D	P	R	PART NO.
3	9 1/4	7	R	4121-093-07A
3	9 1/4	8	R	4121-093-08A
3	9 1/4	9	R	4121-093-09A
3	9 1/4	10	R	4121-093-10A
3	9 1/4	11	R	4121-093-11A
3	9 1/4	12	R	4121-093-12A



4121-093-09

*Prop hardware for pressed in hub propeller.*

	Thrust Washer (1/1pack)	Washer (2/2pack)	Nut (1/1pack)	Cotter Pin (4/4pack)
A	SATW	SAWS	SANT	Apin(1 1/8")

KITS part # : 17041501A

\* Required hardware to install propeller that SOLAS makes in hub A series propeller.

**B 15-35 Horsepower / 3" Gearcase (14 Tooth SPLINE & THRU HUB EXHAUST)**

15 HP E-TEC H.O. .... 2011 ~      25 HP 2 & 3 Cyl ..... 84 ~      30 HP E-TEC .... 2009 ~  
 20 HP 2 Cyl..... 84 ~ 97      25 HP E-TEC .... 2009 ~      35 HP 2 Cyl ..... 79 ~ 83  
 25 HP (Commercial) ..... 93 ~ 05      30 HP 2 Cyl ..... 84 ~      35 HP 3 Cyl ..... 97 ~ 01

**NEW SATURN** Stainless steel 3 blade  
**PROP** Rubber Hub

B	D	P	R	PART NO.
3	10 3/4	10	R	2231-108-10
3	10 1/2	11	R	2231-105-11
3	10 1/4	12	R	2231-103-12
3	10 1/8	13	R	2231-101-13
3	10	14	R	2231-100-14
3	10	15	R	2231-100-15



2231-101-13

**HRTITAN 4** Stainless steel 4 blade  
**PROP** Rubber Hub

B	D	P	R	PART NO.
4	10	10	R	2253-100-10
4	10	11	R	2253-100-11
4	10	12	R	2253-100-12



2253-100-11

	Thrust Washer (1/1pack)	Spacer (1/1pack)	Washer (2/2pack)	Nut (1/1pack)	Cotter Pin (4/4pack)
B	OBTW	OBSP	N/A	OBNT	Apin(1 1/8")

KITS part # : 17022501

*Prop hardware for pressed in hub propeller.*

\* Required hardware to install propeller that SOLAS makes in hub B series propeller.

**B Johnson 25-30HP (4-Stroke)04-07 Japan Origin Suzuki 3" Gearcase(10 Tooth Spline)**

**NEW SATURN** Stainless steel 3 blade  
**PROP** Rubber Hub

B	D	P	R	PART NO.
3	10 3/4	10	R	4231-108-10
3	10 1/2	11	R	4231-105-11
3	10 1/4	12	R	4231-103-12
3	10 1/8	13	R	4231-101-13
3	10	14	R	4231-100-14
3	10	15	R	4231-100-15

**HRTITAN 4** Stainless steel 4 blade  
**PROP** Rubber Hub

B	D	P	R	PART NO.
4	10	10	R	4253-100-10
4	10	11	R	4253-100-11
4	10	12	R	4253-100-12

*Prop hardware for pressed in hub propeller.*

	Thrust Washer (1/1pack)	Spacer (1/1pack)	Washer (2/2pack)	Nut (1/1pack)	Cotter Pin (4/4pack)
B	Original BRP Part	Original BRP Part	Original BRP Part	SBNT	Apin(1 1/8")

\* Required hardware to install propeller that SOLAS makes in hub B series propeller.

### 8 4-8 HP (Pin Drive)

4 HP 1980-1983; 4.5 HP Deluxe 1986-1995; 5 HP 4-Stroke 1999-2003  
6 HP 1986-2005; 6 HP 4-Stroke 98-03; 7.5 HP 1980-1983; 8 HP 1986-05

B	D	P	R	PART NO.
3	8.0	7	R	2011-080-07P
3	8.5	9	R	2011-085-09P

Rubber Hub: 6S-RB  
P/N: 170200



2011-085-09P



2011-083-08P

### 6-15 HP (Pin Drive)

6 HP 1966-1979; 9.5 HP 1964-1973  
10 HP 1958-1963; 10, 12, 14HP European Only 82-94; 8-15 HP 2000-Newer

B	D	P	R	PART NO.
3	8.25	8	R	2011-083-08P

Rubber Hub: PO6-RB  
P/N: 1798001

### 3.5HP ( Plastic Propeller)

B	D	P	R	PART NO.
3	7 1/4	6	R	0001-073-06-P



0001-073-06-P

### A 8-15 Horsepower / 2-1/2" Gearcase (13 Tooth SPLINE & THRU HUB EXHAUST)

8 HP (4-Stroke) 1996-2005; 12HP 2012 ~ Newer; 9.9, 15 HP (2-Stroke) 1974-2005; 9.9, 15 HP (4-Stroke) 1995-2001

#### AMITA 3 Aluminum 3 blade Rubber Hub

B	D	P	R	PART NO.
3	9.25	7	R	2111-093-07
3	9.25	8	R	2111-093-08
3	9.25	9	R	2111-093-09
3	9.25	10	R	2111-093-10
3	9.25	11	R	2111-093-11
3	9.25	12	R	2111-093-12

#### AMITA 4 Aluminum 4 blade Rubber Hub

B	D	P	R	PART NO.
4	9.25	7	R	2113-093-07
4	9.25	8	R	2113-093-08
4	9.25	9	R	2113-093-09
4	9.25	10	R	2113-093-10
4	9.25	11	R	2113-093-11

#### High Thrust Propeller

Excellent forward and reverse thrust.  
Ideal for kicker/auxiliary engines with heavy loads

#### AMITA 4 Aluminum 4 blade Rubber Hub

B	D	P	R	PART NO.
4	10	5	R	2113-100-05
4	10	7	R	2113-100-07

Prop hardware for pressed in hub propeller.

\* Required hardware to install propeller that SOLAS makes in hub A series propeller.



KITS part # : 17021501

### A Johnson 9.9-15 HP (4-Stroke) 2002-2007 Japan Origin Suzuki 2-1/2" Gearcase (10 Tooth Spine)

#### AMITA 3 Aluminum 3 blade Rubber Hub

B	D	P	R	PART NO.
3	9.25	7	R	4111-093-07A
3	9.25	8	R	4111-093-08A
3	9.25	9	R	4111-093-09A
3	9.25	10	R	4111-093-10A
3	9.25	11	R	4111-093-11A
3	9.25	12	R	4111-093-12A

#### AMITA 4 Aluminum 4 blade Rubber Hub

B	D	P	R	PART NO.
4	9.25	7	R	4113-093-07A
4	9.25	8	R	4113-093-08A
4	9.25	9	R	4113-093-09A
4	9.25	10	R	4113-093-10A
4	9.25	11	R	4113-093-11A

#### AMITA 4 Aluminum 4 blade Rubber Hub

B	D	P	R	PART NO.
4	10	5	R	4113-100-05A
4	10	7	R	4113-100-07A

#### High Thrust Propeller

Excellent forward and reverse thrust.  
Ideal for kicker/auxiliary engines with heavy loads



KITS part # : 17041501A

Prop hardware for pressed in hub propeller.

\* Required hardware to install propeller that SOLAS makes in hub A series propeller.

### B 15-35 Horsepower / 3" Gearcase (14 Tooth SPLINE & THRU HUB EXHAUST)

15 HP E-TEC H.O. .... 2011 ~     25 HP 2 & 3 Cyl ..... 84 ~     30 HP E-TEC .... 2009 ~  
20 HP 2 Cyl..... 84 ~ 97     25 HP E-TEC ..... 2009 ~     35 HP 2 Cyl ..... 79 ~ 83  
25 HP (Commercial) ..... 93 ~ 05     30 HP 2 Cyl ..... 84 ~     35 HP 3 Cyl ..... 97 ~ 01

#### AMITA 3 Aluminum 3 blade Rubber Hub

B	D	P	R	PART NO.
3	11	9	R	2211-110-09
3	10.8	10	R	2211-108-10
3	10.5	11	R	2211-105-11
3	10.3	12	R	2211-103-12
3	10.1	13	R	2211-101-13
3	10	14	R	2211-100-14
3	10	15	R	2211-100-15

#### AMITA 4 Aluminum 4 blade Rubber Hub

B	D	P	R	PART NO.
4	10.2	11	R	2213-102-11
4	10.1	12	R	2213-101-12
4	10	13	R	2213-100-13
4	10	14	R	2213-100-14
4	10	15	R	2213-100-15

Prop hardware for pressed in hub propeller.

\* Required hardware to install propeller that SOLAS makes in hub B series propeller.



KITS part # : 17022501

### 10-28HP (Pin Drive)

10 HP 1951-1957  
15 HP 1953-1956; 18 HP 1957-1973  
20 HP 1969-1973; 25 HP 1969-1977  
28 HP 1964

B	D	P	R	PART NO.
3	9	10	R	2111-090-10P
3	9.25	11	R	2111-093-11P



### 14-28HP (13 Tooth Spline)

14 HP 1988-1989; 25 HP 1978-1984  
25 HP Commercial 1978-1991, 1994 & Newer  
28HP 1986-1996

B	D	P	R	PART NO.
3	9	10	R	2111-090-10S
3	9.25	11	R	2111-093-11S



Pin Drive

Rubber Hub: POA-RB2  
P/N: 1798102



Spline Drive

Rubber Hub: POA-RB  
P/N: 1798101

### B Johnson 25-30HP (4-Stroke) 04-07 Japan Origin Suzuki 3" Gearcase (10 Tooth Spline)

#### AMITA 3 Aluminum 3 blade Rubber Hub

B	D	P	R	PART NO.
3	11	9	R	4211-110-09
3	10.8	10	R	4211-108-10
3	10.5	11	R	4211-105-11
3	10.3	12	R	4211-103-12
3	10.1	13	R	4211-101-13
3	10	14	R	4211-100-14
3	10	15	R	4211-100-15

#### AMITA 4 Aluminum 4 blade Rubber Hub

B	D	P	R	PART NO.
4	10.2	11	R	4213-102-11
4	10.1	12	R	4213-101-12
4	10	13	R	4213-100-13
4	10	14	R	4213-100-14
4	10	15	R	4213-100-15

Hardware Kits part# : 17042501

**C 40~75 Horsepower / Small 3-3/8" Gearcase (13 Tooth SPLINE & THRU HUB EXHAUST)**

40 HP 2Cyl ..... 84 ~ 05	55 HP 2 Cyl ..... 76 ~ 79	75 HP 3 Cyl ..... 75 ~ 85
48 HP ..... 87 ~ 96	60 HP 2 Cyl ..... 80 ~ 85	Sprint ..... 86 ~ 92
50 HP 2Cyl ..... 75 ~ 05	65 HP 2 Cyl ..... 80 ~ 85	Formula E ..... 86 ~ 92

**NEW SATURN PROP** Stainless steel 3 blade Rubber Hub

B	D	P	R	PART NO.
3	12 1/2	13	R	2331-125-13
3	12 1/4	15	R	2331-123-15
3	12	17	R	2331-120-17



2331-123-15

Prop hardware for pressed in hub propeller.

Thrust Washer (1pack)	Spacer (1pack)	Washer (2pack)	Nut (1pack)	Cotter Pin (4pack)
OCW	OCSP	N/A	OCNT	Epin(2")

KITS part # : 17023501

\* Required hardware to install propeller that SOLAS makes in hub C series propeller.

**C Johnson 40, 50 HP (4-Stroke) ... ~ 2007 3-1/4" Gearcase (13 Tooth Spline)**

**NEW SATURN PROP** Stainless steel 3 blade Rubber Hub

B	D	P	R	PART NO.
3	12	8	R	4331-120-08
3	12	9	R	4331-120-09
3	11 7/8	10	R	4331-119-10
3	11 5/8	11	R	4331-116-11
3	11 3/8	12	R	4331-114-12
3	11 1/8	13	R	4331-111-13
3	11 1/8	14	R	4331-111-14
3	11	15	R	4331-110-15



4331-111-13

Prop hardware for pressed in hub propeller.

Thrust Washer (1pack)	Spacer (1pack)	Washer (2pack)	Nut (1pack)	Cotter Pin (4pack)
Original BRP Part	Original BRP Part	Original BRP Part	YENT	Epin(2")

\* Required hardware to install propeller that SOLAS makes in hub C series propeller.

**D 40~140 Horsepower / (Large 4-1/4" Gearcase (13 Tooth THRU HUB EXHAUST)**

40 HP E-TEC ..... 2004 ~	60 HP 3 Cyl (Pleasure) 70 ~ 71, 86 ~ 01	<b>V4 Outboard</b>
45 HP 2 Cyl (Commercial) . 86 ~	60 HP (4-Stroke) .....98 ~	85 HP ..... 69 ~ 80, 91 ~ 95
50 HP 2 Cyl (Pleasure) ..... 71 ~ 74	60 HP E-TEC ..... 2004 ~	88 HP ..... 81 ~ 96
50 HP 2 Cyl (Commercial) ... 77 ~ 79	65 HP 3 Cyl (Pleasure) ..... 72 ~73	115 HP ..... 73 ~
50 HP 3 Cyl (Pleasure) ..... 94 ~ 99	65 HP 3 Cyl (Commercial) .....84 ~ 01	115 HP E-TEC (20" Shaft) . 2004 ~
50 HP E-TEC ..... 2004 ~	65 HP (Pontoon Series) .....2014 ~	120 HP ..... 86 ~ 94
55 HP 2 Cyl (Commercial) .....80 ~	70 HP 3 Cyl (Pleasure) .....74 ~	125 HP ..... 71 ~ 72
55 HP 3 Cyl ..... 68 ~ 69	70 HP 3 Cyl (Commercial) ..... 74 ~ 01	130 HP E-TEC (20" Shaft) .04 ~ 10
55 HP E-TEC ..... 2009 ~	70 HP (4-Stroke) .....98 ~	135 HP ..... 73 ~ 76
	75 HP 3 Cyl (Pleasure) .....75 ~ 84	140 HP ..... 77 ~ 84, 86 ~ 94
	75 HP E-TEC ..... 2004 ~	

**NEW SATURN PROP** Stainless steel 3 blade Rubber Hub

B	D	P	R	PART NO.
3	14	11	R	2431-140-11
3	13 3/4	13	R	2431-138-13
3	13 1/2	15	R	2431-135-15
3	13 1/4	17	R	2431-133-17
3	13	19	R	2431-130-19
3	13	21	R	2431-130-21

**TITAN PROP** Stainless steel 3 blade Rubber Hub

B	D	P	R	PART NO.
3	13 3/4	13	R	2441-138-13
3	13 3/4	15	R	2441-138-15
3	13 1/4	17	R	2441-133-17
3	13 1/4	19	R	2441-133-19

**HR TITAN 4 PROP** Stainless steel 4 blade Rubber Hub

B	D	P	R	PART NO.
4	13 1/2	13	R	2453-135-13
4	13 1/4	15	R	2453-133-15
4	13	17	R	2453-130-17
4	13	19	R	2453-130-19
4	13	21	R	2453-130-21

Thrust Washer (1pack)	Spacer (1pack)	Washer (2pack)	Nut (1pack)	Cotter Pin (4pack)
ODTW	OCSP	N/A	OCNT	Epin(2")

KITS part # : 17024501

Prop hardware for pressed in hub propeller.

\* Required hardware to install propeller that SOLAS makes in hub D series propeller.

**D+ Johnson DF90, 115, 140 HP (4-Stroke) 2002 ~ 07; 4-1/4" Gearcase (15 Tooth Spline) & THRU HUB EXHAUST**



**HR TITAN 3**  
High Speed Application

Prop hardware for pressed in hub propeller.

Thrust Washer (1pack)	Spacer (1pack)	Washer (2pack)	Nut (1pack)	Cotter Pin (4pack)
Original BRP Part	Original BRP Part	Original BRP Part	OCNT	Epin(2")

\* Required hardware to install propeller that SOLAS makes in hub D series propeller.

**HR TITAN 3 PROP** Stainless steel 3 blade Rubber Hub

B	D	P	R	PART NO.
3	13 7/8	15	R	3451-139-15
3	13 7/8	15	L	3452-139-15
3	13 7/8	17	R	3451-139-17
3	13 7/8	17	L	3452-139-17
3	13 7/8	19	R	3451-139-19
3	13 7/8	19	L	3452-139-19
3	13 7/8	21	R	3451-139-21
3	13 7/8	21	L	3452-139-21
3	13 7/8	23	R	3451-139-23
3	13 7/8	23	L	3452-139-23
3	13 7/8	25	R	3451-139-25



**C 40~75 Horsepower / Small 3-3/8" Gearcase (13 Tooth SPLINE & THRU HUB EXHAUST)**

40 HP 2Cyl ..... 84 ~ 05	55 HP 2 Cyl ..... 76 ~ 79	75 HP 3 Cyl ..... 75 ~ 85
48 HP ..... 87 ~ 96	60 HP 2 Cyl ..... 80 ~ 85	Sprint ..... 86 ~ 92
50 HP 2Cyl ..... 75 ~ 05	65 HP 2 Cyl ..... 80 ~ 85	Formula E ..... 86 ~ 92

**AMITA 3 Aluminum 3 blade Rubber Hub**

B	D	P	R	PART NO.
3	13	11	R	2311-130-11
3	12.5	13	R	2311-125-13
3	12.25	15	R	2311-123-15
3	12	17	R	2311-120-17



2311-125-13

Prop hardware for pressed in hub propeller.

	Thrust Washer (1/each)	Spacer (1/each)	Washer (2/each)	Nut (1/each)	Cotter Pin (4/each)
c	OC7W	OCSP	N/A	OCNT	Epin(2")

KITS part # : 17023501

\* Required hardware to install propeller that SOLAS makes in hub C series propeller.

**C Johnson 40, 50 HP (4-Stroke) ... ~ 2007 3-1/4" Gearcase (13 Tooth Spline)**

**AMITA 3-C Plus Rubber Hub**

B	D	P	R	PART NO.
3	12	10	R	4311-120-10
3	11.8	11	R	4311-118-11
3	11.6	12	R	4311-116-12
3	11.6	13	R	4311-116-13
3	11.6	14	R	4311-116-14
3	11.4	15	R	4311-114-15
3	11.4	16	R	4311-114-16



4311-114-15

Prop hardware for pressed in hub propeller.

	Thrust Washer (1/each)	Spacer (1/each)	Washer (2/each)	Nut (1/each)	Cotter Pin (4/each)
c	Original BRP Part	Original BRP Part	Original BRP Part	VENT	Epin(2")

\* Required hardware to install propeller that SOLAS makes in hub C series propeller.

**D 40~140 Horsepower / (Large 4-1/4" Gearcase (13 Tooth THRU HUB EXHAUST))**

40 HP E-TEC ..... 2004 ~	60 HP 3 Cyl (Pleasure) 70 ~ 71, 86 ~ 01	<b>V4 Outboard</b>
45 HP 2 Cyl (Commercial) . 86 ~	60 HP (4-Stroke) .....98 ~	85 HP ..... 69 ~ 80, 91 ~ 95
50 HP 2 Cyl (Pleasure) ..... 71 ~ 74	60 HP E-TEC ..... 2004 ~	88 HP ..... 81 ~ 96
50 HP 2 Cyl (Commercial) ... 77 ~ 79	65 HP 3 Cyl (Pleasure) ..... 72 ~ 73	90 HP ..... 81 ~
50 HP 3 Cyl (Pleasure) ..... 94 ~ 99	65 HP 3 Cyl (Commercial) .....84 ~ 01	90 HP E-TEC (20" Shaft) . 2004 ~
50 HP E-TEC ..... 2004 ~	65 HP (Pontoon Series) .....2014 ~	125 HP ..... 71 ~ 72
55 HP 2 Cyl (Commercial) ....80 ~	70 HP 3 Cyl (Pleasure) .....74 ~	130 HP E-TEC (20" Shaft) .04 ~ 10
55 HP 3 Cyl ..... 68 ~ 69	70 HP 3 Cyl (Commercial) ..... 74 ~ 01	135 HP ..... 73 ~ 76
55 HP E-TEC ..... 2009 ~	70 HP (4-Stroke) .....98 ~	140 HP ..... 77 ~ 84, 86 ~ 94
	75 HP 3 Cyl (Pleasure) .....75 ~ 84	
	75 HP E-TEC ..... 2004 ~	<b>OMC Sterndrives</b>
		Model 400 2.3L ~ 3.0L
		Cobra 2.3L ~ 3.0L
		Sea Drive 1.6L ~ 1.8L

**AMITA 3 Aluminum 3 blade Rubber Hub**

B	D	P	R	PART NO.
3	14	9	R	2411-140-09
3	14	11	R	2411-140-11
3	13.75	13	R	2411-138-13
3	13.5	14	R	2411-135-14
3	13.5	15	R	2411-135-15
3	13.5	16	R	2411-135-16
3	13.25	17	R	2411-133-17
3	13.25	18	R	2411-133-18
3	13	19	R	2411-130-19
3	13	21	R	2411-130-21

**AMITA 3 Aluminum 3 blade Rubber Hub**

B	D	P	R	PART NO.
3	13.2	19	R	2411-132-19
3	13.2	21	R	2411-132-21

**AMITA 4 Aluminum 4 blade Rubber Hub**

B	D	P	R	PART NO.
4	13.25	13	R	2413-133-13
4	13	15	R	2413-130-15
4	12.75	17	R	2413-128-17
4	12.5	19	R	2413-125-19
4	12.5	21	R	2413-125-21

	Thrust Washer (1/each)	Spacer (1/each)	Washer (2/each)	Nut (1/each)	Cotter Pin (4/each)
D	OD7W	OCSP	N/A	OCNT	Epin(2")

KITS part # : 17024501

Prop hardware for pressed in hub propeller.

\* Required hardware to install propeller that SOLAS makes in hub D series propeller.

**D+ Johnson DF90, 115, 140 HP (4-Stroke) 2002 ~ 07; 4-1/4" Gearcase (15 Tooth Spline) & THRU HUB EXHAUST**

**AMITA 4 Aluminum 4 blade Rubber Hub**

B	D	P	R	PART NO.
4	13.75	15	R	3413-138-15
4	13.75	17	R	3413-138-17
4	13.75	19	R	3413-138-19
4	13.75	21	R	3413-138-21

Prop hardware for pressed in hub propeller.

	Thrust Washer (1/each)	Spacer (1/each)	Washer (2/each)	Nut (1/each)	Cotter Pin (4/each)
D	Original BRP Part	Original BRP Part	Original BRP Part	OCNT	Epin(2")

\* Required hardware to install propeller that SOLAS makes in hub D series propeller.

\* Check with engine manufacturer for complete prop hardware listings. SOLAS does not make all hardware required for all motors made.



**E 90~ 300 Horsepower / 4-3/4" Gearcase (15 Tooth SPLINE & THRU HUB EXHAUST)**

90 HP V4 (Includes DPX) ..... 95 ~	135 HP V6 ..... 2014 ~	225 HP V6 (Includes E-TEC) ..... 86 ~
90 HP E-TEC (25" Shaft) ..... 2004 ~	140 HP (25" Shaft) ..... 89 ~ 94	235 HP V6 ..... 78 ~ 85
100 HP V4 (Commercial) ..... 84 ~	150 HP V6 (Includes E-TEC) ... 78 ~	250 HP V8 (Includes E-TEC) ..... 91 ~
100 HP ..... 2004 ~	150 HP V6 (Commercial) ..... 93 ~	250 HP V6 (Includes E-TEC) ..... 01 ~
115 HP V4 (Includes DSX,DPX, & DCX) ... 95 ~	150 HP (Pontoon Series) .... 2014 ~	275 HP V8 ..... 86 ~ 88
115 HP E-TEC (25" Shaft) ..... 2004 ~	155 HP V6 (Commercial) ..... 78 ~	300 HP V8 (Includes E-TEC) .... 88 ~ 95; 09 ~
115 HP (Pontoon Series) ..... 2014 ~	175 HP V6 (Includes E-TEC) ... 77 ~	
120-140 HP V4 ..... 1985	185 HP V6 ..... 84 ~ 85	2.6 Liter V-6 ..... 84 ~ 85
130 HP V4 ..... 95 ~ 96	200 HP V6 (Includes E-TEC) .... 76 ~	3.6 Liter V8 ..... 86 ~ 87
130 HP E-TEC (25" Shaft) ..... 09 ~ 10		
OMC Sterndrive Model 800, King Cobra, Cobra (Non SX Drive) 3.0L ~ 8.2L / Sea Drive 2.0L ~ 4.0L / For SX Drive please check Volvo Penta Section		

**AMITA 3 Aluminum 3 blade Rubber Hub**

B	D	P	R	PART NO.
3	15.5	13	R	2511-155-13
3	15	15	R	2511-150-15
3	15	15	L	2512-150-15
3	14.8	17	R	2511-148-17
3	14.8	17	L	2512-148-17
3	14.5	19	R	2511-145-19
3	14.5	19	L	2512-145-19
3	14.3	21	R	2511-143-21
3	14.3	21	L	2512-143-21
3	14.2	23	R	2511-142-23
3	14.2	23	L	2512-142-23

**AMITA 3-E Plus Aluminum 3 blade Rubber Hub**

B	D	P	R	PART NO.
3	16	13	R	2511-160-13
3	15.8	15	R	2511-158-15
3	15.8	15	L	2512-158-15
3	15.5	17	R	2511-155-17
3	15.5	17	L	2512-155-17
3	15.3	19	R	2511-153-19
3	15.3	19	L	2512-153-19
3	15.3	21	R	2511-153-21
3	15.3	21	L	2512-153-21
3	15.3	23	R	2511-153-23

**AMITA 4 Aluminum 4 blade Rubber Hub**

B	D	P	R	PART NO.
4	14.75	15	R	2513-148-15
4	14.75	15	L	2514-148-15
4	14.5	17	R	2513-145-17
4	14.5	17	L	2514-145-17
4	14.25	19	R	2513-143-19
4	14.25	19	L	2514-143-19
4	14	21	R	2513-140-21
4	14	21	L	2514-140-21
4	14	23	R	2513-140-23



AMITA 3  
2511-145-19



AMITA 3(E-Plus)  
2511-153-21



AMITA 4  
2513-140-21

Thrust Washer (1 pack)	Spacer (1 pack)	Washer (2 packs)	Nut (1 pack)	Cotter Pin (1 pack)
OETW	OESP		OENT	Epin(2)
		N/A		

KITS part # : 17025501

Prop hardware for pressed in hub propeller.

\* Required hardware to install propeller that SOLAS makes in hub E series propeller.

**E 200~225 Horsepower / 4-3/4" Gearcase (15 Tooth SPLINE & THRU HUB EXHAUST)**

200(4-Stroke)..... ~ Newer
225(4-Stroke)..... ~ Newer

**AMITA 3-E Plus Aluminum 3 blade Rubber Hub**

B	D	P	R	PART NO.
3	16	13	R	4511-160-13
3	15.8	15	R	4511-158-15
3	15.8	15	L	4512-158-15
3	15.5	17	R	4511-155-17
3	15.5	17	L	4512-155-17
3	15.3	19	R	4511-153-19
3	15.3	19	L	4512-153-19
3	15.3	21	R	4511-153-21
3	15.3	21	L	4512-153-21
3	15.3	23	R	4511-153-23



AMITA 3(E-Plus)  
4511-153-21

Prop hardware for pressed in hub propeller.

Thrust Washer (1 pack)	Spacer (1 pack)	Washer (2 packs)	Nut (1 pack)	Cotter Pin (1 pack)
Original OETW Part	Original OESP Part	Original OENT Part	VENT	Epin(2)

\* Required hardware to install propeller that SOLAS makes in hub E series propeller.

**A 9.9~20 Horsepower / 2-1/2" Gearcase (8 Tooth SPLINE & THRU HUB EXHAUST)**

T8, T9.9.....All  
9.9 HP (2-Stroke) ....84 ~ 09

F9.9 (4-Stroke).....00 ~ 07  
15 HP (2-Stroke) ..... 84 ~ 09

F15 (4 Stroke) ..... 98 ~  
F15 C ..... 07 ~  
F20(4-Stoke)..... 07 ~

**SATURN PROP** Stainless steel 3 blade Rubber Hub

B	D	P	R	PART NO.
3	9 1/4	7	R	3121-093-07
3	9 1/4	8	R	3121-093-08
3	9 1/4	9	R	3121-093-09
3	9 1/4	10	R	3121-093-10
3	9 1/4	11	R	3121-093-11
3	9 1/4	12	R	3121-093-12



3121-093-09

Thrust Washer (1pack)	Spacer	Washer (2pack)	Nut (1pack)	Cotter Pin (4pack)
YATW		YAWS	YANT	Apin(1 1/8")
A	N/A			

KITS part # : 17031501

*Prop hardware for pressed in hub propeller.*

\* Required hardware to install propeller that SOLAS makes in hub A series propeller.

**B 20~30Horsepower / 3" Gearcase (10 Tooth SPLINE & THRU HUB EXHAUST)**

20 HP ..... 96 ~ 97  
25 HP ..... 80 ~

F25 (4 Stroke) ..... 98 ~ 06; 10 ~  
30 HP ..... 1979 ~2002

**NEW SATURN PROP** Stainless steel 3 blade Rubber Hub

B	D	P	R	PART NO.
3	10 3/4	10	R	3231-108-10
3	10 1/2	11	R	3231-105-11
3	10 1/4	12	R	3231-103-12
3	10 1/8	13	R	3231-101-13
3	10	14	R	3231-100-14
3	10	15	R	3231-100-15

**SATURN PROP** Stainless steel 3 blade Rubber Hub

B	D	P	R	PART NO.
3	10	8	R	3221-100-08
3	10	9	R	3221-100-09
3	10	10	R	3221-100-10
3	10	11	R	3221-100-11
3	10	12	R	3221-100-12
3	10	13	R	3221-100-13

**NEW SATURN PROP** Stainless steel 4 blade Rubber Hub

B	D	P	R	PART NO.
4	10	9	R	3233-100-09
4	10	10	R	3233-100-10

**HR TITAN 4 PROP** Stainless steel 4 blade Rubber Hub

B	D	P	R	PART NO.
4	10	10	R	3253-100-10
4	10	11	R	3253-100-11
4	10	12	R	3253-100-12



3231-101-13



3221-100-10



3253-100-11

Thrust Washer (1pack)	Spacer (1pack)	Washer (2pack)	Nut (1pack)	Cotter Pin (4pack)
YBTW	YBSP	YBWS	YBNT	Apin(1 1/8")
B				

KITS part # : 17032501

*Prop hardware for pressed in hub propeller.*

\* Required hardware to install propeller that SOLAS makes in hub B series propeller.

\* Check with engine manufacturer for complete prop hardware listings. SOLAS does not make all hardware required for all motors made.

**2.5 / 5 Horsepower ( 9 Tooth Spline & Thru Hub Exhaust; Spline Drive )**

3011-073-05S for 2.5HP  
3011-075-07S for 5 HP

**AMITA 3 Aluminum 3 blade Rubber Hub**

B	D	P	R	PART NO.
3	7.25	5	R	3011-073-05S
3	7.5	7	R	3011-075-07S



**Spline Drive**

Rubber Hub: Y5-RB  
P/N: 1703001

**Pin Drive for 8 HP**

**AMITA 3 Aluminum 3 blade**

B	D	P	R	PART NO.
3	9	7	R	3011-090-07P



Rubber Hub: PY8-RB P/N: 179800

**8 6~9.9Horsepower ( 7 Tooth Spline & Thru Hub Exhaust )**

6 HP (2-Stroke) ..... 86 ~ 00      8 HP (2-Stroke) ..... 86 ~ 09      F9.9 (4-Stroke)..... 08 ~  
F6 (4-Stroke)..... 01 ~ 10      F8 (4-Stroke)..... 01 ~

**AMITA 3 Aluminum 3 blade Rubber Hub**

B	D	P	R	PART NO.
3	8.5	7	R	3011-085-07
3	8.5	8	R	3011-085-08
3	8.5	9	R	3011-085-09

**AMITA 4 Aluminum 4 blade Rubber Hub**

B	D	P	R	PART NO.
4	8.7	5	R	3013-087-05
4	8.7	7	R	3013-087-07

3013-087-07



**High Thrust Propeller**

Excellent forward and reverse thrust.  
Ideal for kicker/auxiliary engines with heavy loads

**Pin Drive for YAMAHA 8HP 1976-1983**

**AMITA 3 Aluminum 3 blade**

B	D	P	R	PART NO.
3	8.25	8	R	2011-083-08P



Rubber Hub: PO6-RB P/N: 1798001

**A 9.9~20 Horsepower / 2-1/2" Gearcase ( 8 Tooth SPLINE & THRU HUB EXHAUST )**

T8, T9.9 ..... All      F9.9 (4-Stroke)..... 00 ~ 07      F15 (4 Stroke) ..... 98 ~      F20(4-Stroke)..... 07 ~  
9.9 HP (2-Stroke) .... 84 ~ 09      15 HP (2-Stroke)..... 84 ~ 09      F15 C ..... 07 ~

**AMITA 3 Aluminum 3 blade Rubber Hub**

B	D	P	R	PART NO.
3	9.25	7	R	3111-093-07
3	9.25	8	R	3111-093-08
3	9.25	9	R	3111-093-09
3	9.25	10	R	3111-093-10
3	9.25	11	R	3111-093-11
3	9.25	12	R	3111-093-12

**AMITA 4 Aluminum 4 blade Rubber Hub**

B	D	P	R	PART NO.
4	9.25	7	R	3113-093-07
4	9.25	8	R	3113-093-08
4	9.25	9	R	3113-093-09
4	9.25	10	R	3113-093-10
4	9.25	11	R	3113-093-11

**AMITA 4 Aluminum 4 blade Rubber Hub**

B	D	P	R	PART NO.
4	10	5	R	3113-100-05
4	10	7	R	3113-100-07

**High Thrust Propeller**

Excellent forward and reverse thrust.  
Ideal for kicker/auxiliary engines with heavy loads



*Prop hardware for pressed in hub propeller.*

\* Required hardware to install propeller that SOLAS makes in hub A series propeller.

**AMITA 3 ( Pin Drive )**

15HP 1976-1983 : W15HP 1976-1983  
20HP 1976-1978 : 25HP 1977-1979  
28HP 1976-1978

B	D	P	R	PART NO.
3	9.25	11	R	2111-093-11P



2111-093-11P

**AMITA 3 ( Spline Drive )**

B	D	P	R	PART NO.
3	9.25	11	R	2111-093-11S

**B 20~30Horsepower / 3" Gearcase ( 10 Tooth SPLINE & THRU HUB EXHAUST )**

20 HP ..... 96 ~ 97      F25 (4 Stroke) ..... 98 ~ 06; 10 ~  
25 HP ..... 80 ~      30 HP ..... 1979 ~ 2002

**AMITA 3 Aluminum 3 blade Rubber Hub**

B	D	P	R	PART NO.
3	9.9	9	R	3211-099-09
3	9.9	10	R	3211-099-10
3	9.9	11	R	3211-099-11
3	9.9	12	R	3211-099-12
3	9.9	13	R	3211-099-13

**AMITA 4 Aluminum 4 blade Rubber Hub**

B	D	P	R	PART NO.
4	10.2	11	R	3213-102-11
4	10.1	12	R	3213-101-12
4	10	13	R	3213-100-13
4	10	14	R	3213-100-14
4	10	15	R	3213-100-15



*Prop hardware for pressed in hub propeller.*

\* Required hardware to install propeller that SOLAS makes in hub B series propeller.



**Pin Drive**

Rubber Hub: POA-RB2  
P/N: 1798102



**Spline Drive**

Rubber Hub: POA-RB  
P/N: 1798101

\* Check with engine manufacturer for complete prop hardware listings. SOLAS does not make all hardware required for all motors made.

**C 25~60 Horsepower / 3-1/2" Gearcase (13 Tooth SPLINE & THRU HUB EXHAUST)**

T25 HP ..... 10 ~	40 HP (Includes C40) .... 84 ~	50 HP (not T50)..... 84 ~	60 HP ..... 76 ~91
F30 (4 Stroke) ..... 01 ~05	F40 (4 Stroke) .....99 ~	F50 (4 Stroke) ..... 95 ~	F60 (4 Stroke) ..... 99 ~
F30 (4 Stroke) ... 2015 ~ Newer	48 HP ..... 95 ~ 00	55 HP .....76 ~ 95	

**NEW SATURN PROP** Stainless steel 3 blade Rubber Hub

B	D	P	R	PART NO.
3	12	8	R	3331-120-08
3	12	9	R	3331-120-09
3	11 7/8	10	R	3331-119-10
3	11 5/8	11	R	3331-116-11
3	11 3/8	12	R	3331-114-12
3	11 1/8	13	R	3331-111-13
3	11 1/8	14	R	3331-111-14
3	11	15	R	3331-110-15

**SATURN PROP** Stainless steel 3 blade Rubber Hub

B	D	P	R	PART NO.
3	12 1/4	9	R	3321-123-09
3	11 3/4	11	R	3321-118-11
3	11 1/2	12	R	3321-115-12
3	11 1/8	13	R	3321-111-13
3	11 1/8	14	R	3321-111-14
3	11	15	R	3321-110-15



3321-111-13



3331-110-15

Thrust Washer (1/2pack)	Spacer (1/2pack)	Washer (2/2pack)	Nut (1/2pack)	Center Pin (4/2pack)
YCTW	YCSP	YCWS	YCNT	Cpin(1 1/2")
KITS part #: 17033501				

Prop hardware for pressed in hub propeller.

\* Required hardware to install propeller that SOLAS makes in hub C series propeller.

**D 50~130 Horsepower / 4-1/4" Gearcase (15 Tooth SPLINE & THRU HUB EXHAUST)**

T50 (4-Stroke) ..... 96 ~	F70 (4-Stroke) ..... 10 ~	F80 (4 Stroke) .....99 ~ 02	F100 (4 Stroke) ..... 99 ~ 02
60 HP (Includes C60/E60/P60) 92 ~ 05	75 HP (Includes C75/E75/P75) .94 ~ 99	85 HP ..... 91 ~ 97	115 HP (Includes C115/P115) .84 ~
T60 (4-Stroke) ..... 03 ~	F75 (4 Stroke) ..... 03 ~	90 HP (Includes C90) ... 84 ~	F115 (4 Stroke) ..... 00 ~
70 HP ..... 84 ~	80 HP ..... 1997	F90 (4 Stroke) ..... 99 ~	130 HP ..... 84 ~ 03

**NEW SATURN PROP** Stainless steel 3 blade Rubber Hub

B	D	P	R	PART NO.
3	14	11	R	3431-140-11
3	13 3/4	13	R	3431-138-13
3	13 3/4	13	L	3432-138-13
3	13 1/2	15	R	3431-135-15
3	13 1/2	15	L	3432-135-15
3	13 1/4	17	R	3431-133-17
3	13 1/4	17	L	3432-133-17
3	13	19	R	3431-130-19
3	13	19	L	3432-130-19
3	13	21	R	3431-130-21

**TITAN PROP** Stainless steel 3 blade Rubber Hub

B	D	P	R	PART NO.
3	13 3/4	13	R	3441-138-13
3	13 3/4	13	L	3442-138-13
3	13 3/4	15	R	3441-138-15
3	13 3/4	15	L	3442-138-15
3	13 1/4	17	R	3441-133-17
3	13 1/4	17	L	3442-133-17
3	13 1/4	19	R	3441-133-19
3	13 1/4	19	L	3442-133-19



3441-133-17

**HR TITAN 4 PROP** Stainless steel 4 blade Rubber Hub

B	D	P	R	PART NO.
4	13 1/2	13	R	3453-135-13
4	13 1/2	13	L	3454-135-13
4	13 1/4	15	R	3453-133-15
4	13 1/4	15	L	3454-133-15
4	13	17	R	3453-130-17
4	13	17	L	3454-130-17
4	13	19	R	3453-130-19
4	13	19	L	3454-130-19
4	13	21	R	3453-130-21
4	13	21	L	3454-130-21



3453-130-17

Prop hardware for pressed in hub propeller.

D	Thrust Washer (1/2pack)	Spacer (1/2pack)	Washer (2/2pack)	Nut (1/2pack)	Center Pin (4/2pack)
(50~100HP)	YDTW	YDSP2	YDBS	YCNT	Cpin(1 1/2")
KITS part #: 17034501					
F75B, F90B (100~130HP)	YETW	YDSP	YDWS	YENT	Cpin(2")
KITS part #: 17035501					

\* Required hardware to install propeller that SOLAS makes in hub D series propeller.

**C 25~60 Horsepower / 3-1/2" Gearcase (13 Tooth SPLINE & THRU HUB EXHAUST)**

T25 HP ..... 10 ~  
F30 (4 Stroke) ..... 01 ~05  
F30 (4 Stroke) ... 2015 ~ Newer

40 HP (Includes C40) .... 84 ~  
F40 (4 Stroke) ..... 99 ~  
48 HP ..... 95 ~ 00

50 HP (not T50)..... 84 ~  
F50 (4 Stroke) ..... 95 ~  
55 HP ..... 76 ~ 95

60 HP ..... 76 ~91  
F60 (4 Stroke) ..... 99 ~

**AMITA 3 Aluminum 3 blade Rubber Hub**

B	D	P	R	PART NO.
3	12.2	7	R	3311-122-07
3	12.2	8	R	3311-122-08
3	12.1	9	R	3311-121-09
3	11.8	10	R	3311-118-10
3	11.6	11	R	3311-116-11
3	11.4	12	R	3311-114-12
3	11.1	13	R	3311-111-13
3	11.1	14	R	3311-111-14
3	11	15	R	3311-110-15
3	11	16	R	3311-110-16
3	11	17	R	3311-110-17



3311-110-15

**AMITA 3-C Plus Rubber Hub**

B	D	P	R	PART NO.
3	12	10	R	3311-120-10
3	11.8	11	R	3311-118-11
3	11.6	12	R	3311-116-12
3	11.6	13	R	3311-116-13
3	11.6	14	R	3311-116-14
3	11.4	15	R	3311-114-15
3	11.4	16	R	3311-114-16



3311-116-13

**AMITA 4 Aluminum 4 blade Rubber Hub**

B	D	P	R	PART NO.
4	11.8	9	R	3313-118-09
4	11.4	10	R	3313-114-10
4	11.1	11	R	3313-111-11
4	10.8	12	R	3313-108-12
4	10.5	13	R	3313-105-13
4	10.5	14	R	3313-105-14



3313-105-14

**40 HP Pin Drive**

B	D	P	R	PART NO.
3	11.5	10	R	3311-115-10P
3	11.5	11	R	3311-115-11P
3	11.5	12	R	3311-115-12P



**40 HP Pin Drive**

Rubber Hub: PYC-RB  
P/N: 179830

Thrust Washer (1/1pack)	Spacer (1/1pack)	Washer (2/2pack)	Nut (1/1pack)	Cotter Pin (4/4pack)
YCTW	YCSP	YCWS	YCNT	Cpin(1 1/2")
KITS part # : 17033501				

Prop hardware for pressed in hub propeller.

\* Required hardware to install propeller that SOLAS makes in hub C series propeller.

**D 50~130 Horsepower / 4-1/4" Gearcase (15 Tooth SPLINE & THRU HUB EXHAUST)**

T50 (4-Stroke) ..... 96 ~  
60 HP (Includes C60/E60/P60) 92 ~ 05  
T60 (4-Stroke) ..... 03 ~  
70 HP ..... 84 ~

F70 (4-Stroke) ..... 10 ~  
75 HP (Includes C75/E75/P75) .94 ~ 99  
F75 (4 Stroke) ..... 03 ~  
80 HP ..... 1997

F80 (4 Stroke) ..... 99 ~ 02  
85 HP ..... 91 ~ 97  
90 HP (Includes C90) ... 84 ~  
F90 (4 Stroke) ..... 99 ~

F100 (4 Stroke) ..... 99 ~ 02  
115 HP (Includes C115/P115) .84 ~  
F115 (4 Stroke) ..... 00 ~  
130 HP ..... 84 ~ 03

**AMITA 3 Aluminum 3 blade Rubber Hub**

B	D	P	R	PART NO.
3	14	9	R	3411-140-09
3	14	11	R	3411-140-11
3	13.75	13	R	3411-138-13
3	13.75	13	L	3412-138-13
3	13.5	14	R	3411-135-14
3	13.5	15	R	3411-135-15
3	13.5	15	L	3412-135-15
3	13.5	16	R	3411-135-16
3	13.25	17	R	3411-133-17
3	13.25	17	L	3412-133-17
3	13.25	18	R	3411-133-18
3	13	19	R	3411-130-19
3	13	21	R	3411-130-21

**AMITA 3 Aluminum 3 blade Rubber Hub**

B	D	P	R	PART NO.
3	13.2	19	R	3411-132-19
3	13.2	21	R	3411-132-21



3411-133-17

**AMITA 4 Aluminum 4 blade Rubber Hub**

B	D	P	R	PART NO.
4	13.25	13	R	3413-133-13
4	13	15	R	3413-130-15
4	12.75	17	R	3413-128-17
4	12.5	19	R	3413-125-19
4	12.5	21	R	3413-125-21



3413-125-19

**AMITA 3 Aluminum 3 blade Rubber Hub**

B	D	P	R	PART NO.
3	13.5	13	R	3411-135-13
3	13.4	15	R	3411-134-15
3	13.2	17	R	3411-132-17
3	13.1	19	R	3411-131-19

**OEM Blade Style**  
Semi cleaver blade design



Prop hardware for pressed in hub propeller.

D	Thrust Washer (1/1pack)	Spacer (1/1pack)	Washer (2/2pack)	Nut (1/1pack)	Cotter Pin (4/4pack)
(50~100HP)	YDTW	YDSP2	YDWS	YDNT	Cpin(1 1/2")
KITS part # : 17034501					
F75B, F90B (100~130HP)	YETW	YDSP	YDWS	YENT	Cpin(2")
KITS part # : 17035501					

\* Required hardware to install propeller that SOLAS makes in hub D series propeller.

\* Check with engine manufacturer for complete prop hardware listings. SOLAS does not make all hardware required for all motors made.

**E 150~300 Horsepower / 4-3/4" Gearcase (15 Tooth SPLINE & THRU HUB EXHAUST)**

150 HP ..... 86 ~  
 F150 (4-Stroke) ..... 04 ~  
 175 HP ..... 84 ~  
 F175 (4-Stroke) ..... 14 ~  
 200 HP ..... 84 ~  
 200 HP (VMAX)..... 01

F200 (4-Stroke) ..... 02 ~  
 VF200 V-MAX SHO ..... 10 ~  
 220 HP ..... 1984~1985  
 220 HP (Special) ..... 87 ~ 88  
 225 HP (Excel) ..... 80 ~  
 225HP ..... 1987-1988

225 HP ..... 86 ~  
 F225 (4-Stroke) (Includes Offshore) .. 02 ~  
 VF225 VMAX SHO ..... 10 ~  
 250 HP ..... 90 ~  
 250 HP (VMAX) ..... 01 ~  
 F250HP Include VMAX and Offshore

F250 (4 Stroke) (Includes Offshore)..02 ~  
 300 HP (2-stroke V6 Engine)..... 04 ~ 07  
 F300 Offshore (4-Stroke V6 Engine) ..10 ~  
 Sterndrive 3.0L ~7.47L

**NEW SATURN PROP** Stainless steel 3 blade Rubber Hub

B	D	P	R	PART NO.
3	14 1/2	15	R	3531-145-15
3	14 1/2	15	L	3532-145-15
3	14 1/4	17	R	3531-143-17
3	14 1/4	17	L	3532-143-17
3	14	19	R	3531-140-19
3	14	19	L	3532-140-19
3	14	21	R	3531-140-21
3	14	21	L	3532-140-21
3	14	23	R	3531-140-23
3	14	23	L	3532-140-23
3	14	25	R	3531-140-25

**NEW SATURN-E Plus**

Suggested for 135 ~ 150 HP Motors for Heavy Boat

3	15 5/8	11	R	3531-156-11
3	15 5/8	13	R	3531-156-13
3	15 5/8	13	L	3532-156-13

**HR TITAN3 PROP** Stainless steel 3 blade Rubber Hub

B	D	P	R	PART NO.
3	15	14	R	3551-150-14
3	15	14	L	3552-150-14
3	14 3/4	16	R	3551-148-16
3	14 3/4	16	L	3552-148-16
3	14 3/4	17	R	3551-148-17
3	14 3/4	17	L	3552-148-17
3	14 3/4	18	R	3551-148-18
3	14 3/4	18	L	3552-148-18
3	14 3/4	19	R	3551-148-19
3	14 3/4	19	L	3552-148-19
3	14 3/4	20	R	3551-148-20
3	14 3/4	20	L	3552-148-20
3	14 1/2	21	R	3551-145-21
3	14 1/2	21	L	3552-145-21
3	14 1/4	22	R	3551-143-22
3	14 1/4	22	L	3552-143-22
3	14	24	R	3551-140-24
3	14	24	L	3552-140-24

**HR TITAN4 PROP** Stainless steel 4 blade Rubber Hub

B	D	P	R	PART NO.
4	14 1/2	15	R	3553-145-15
4	14 1/2	15	L	3554-145-15
4	14 1/4	17	R	3553-143-17
4	14 1/4	17	L	3554-143-17
4	14 1/8	18	R	3553-141-18
4	14 1/8	18	L	3554-141-18
4	14 1/8	19	R	3553-141-19
4	14 1/8	19	L	3554-141-19
4	14	20	R	3553-140-20
4	14	20	L	3554-140-20
4	14	21	R	3553-140-21
4	14	21	L	3554-140-21
4	14	22	R	3553-140-22
4	14	22	L	3554-140-22
4	14	23	R	3553-140-23
4	14	23	L	3554-140-23
4	14	25	R	3553-140-25
4	14	25	L	3554-140-25
4	14	27	R	3553-140-27

**LEXOR** Stainless steel 3 blade Rubber Hub

B	D	P	R	PART NO.
3	15 3/4	15	R	3571-158-15
3	15 3/4	15	L	3572-158-15
3	15 5/8	16	R	3571-156-16
3	15 5/8	16	L	3572-156-16
3	15 1/2	17	R	3571-155-17
3	15 1/2	17	L	3572-155-17
3	15 3/8	18	R	3571-154-18
3	15 3/8	18	L	3572-154-18
3	15 1/4	19	R	3571-153-19
3	15 1/4	19	L	3572-153-19
3	15 1/8	20	R	3571-151-20
3	15 1/8	20	L	3572-151-20
3	15	21	R	3571-150-21
3	15	21	L	3572-150-21
3	14 7/8	22	R	3571-149-22
3	14 7/8	22	L	3572-149-22
3	14 3/4	23	R	3571-148-23
3	14 3/4	23	L	3572-148-23
3	14 1/2	25	R	3571-145-25
3	14 1/2	25	L	3572-145-25
3	14 1/2	27	R	3571-145-27
3	14 1/2	27	L	3572-145-27

**Scorpion** Stainless steel 3 blade Rubber Hub

Check the RUBEX chart  
**S3 Prop for SCORPION.**  
[www.rubexprops.com](http://www.rubexprops.com)



Thrust Washer (1/each)	Spacer (1/each)	Washer (2/each)	Nut (1/each)	Cotter Pin (6/each)
YETW	YDSP	YDWS	YENT	Epim(2")

KITS part # : 17035501

Prop hardware for pressed in hub propeller.

\* Required hardware to install propeller that SOLAS makes in hub E series propeller.

\* Check with engine manufacturer for complete prop hardware listings. SOLAS does not make all hardware required for all motors made.

Yamaha



**E 150~300 Horsepower / 4-3/4" Gearcase (15 Tooth SPLINE & THRU HUB EXHAUST)**

150 HP ..... 86 ~  
 F150 (4-Stroke) ..... 04 ~  
 175 HP ..... 84 ~  
 F175 (4-Stroke) ..... 14 ~  
 200 HP ..... 84 ~  
 200 HP (VMAX)..... 01

F200 (4-Stroke) ..... 02 ~  
 VF200 V-MAX SHO ..... 10 ~  
 220 HP ..... 1984~1985  
 220 HP (Special) ..... 87 ~ 88  
 225 HP (Excel) ..... 80 ~  
 225HP ..... 1987-1988

225 HP ..... 86 ~  
 F225 (4-Stroke) (Includes Offshore) .. 02 ~  
 VF225 VMAX SHO ..... 10 ~  
 250 HP ..... 90 ~  
 250 HP (VMAX) ..... 01 ~  
 F250HP Include VMAX and Offshore

F250 (4 Stroke) (Includes Offshore)..02 ~  
 300 HP (2-stroke V6 Engine)..... 04 ~ 07  
 F300 Offshore (4-Stroke V6 Engine) ..10 ~  
 Sterndrive 3.0L ~7.47L

**AMITA 3 Aluminum 3 blade Rubber Hub**

B	D	P	R	PART NO.
3	15.5	13	R	3511-155-13
3	15	15	R	3511-150-15
3	15	15	L	3512-150-15
3	14.8	17	R	3511-148-17
3	14.8	17	L	3512-148-17
3	14.5	19	R	3511-145-19
3	14.5	19	L	3512-145-19
3	14.3	21	R	3511-143-21
3	14.3	21	L	3512-143-21
3	14.2	23	R	3511-142-23
3	14.2	23	L	3512-142-23

**AMITA 3-E Plus Aluminum 3 blade -E Plus Rubber Hub**

B	D	P	R	PART NO.
3	16	13	R	3511-160-13
3	15.8	15	R	3511-158-15
3	15.8	15	L	3512-158-15
3	15.5	17	R	3511-155-17
3	15.5	17	L	3512-155-17
3	15.3	19	R	3511-153-19
3	15.3	19	L	3512-153-19
3	15.3	21	R	3511-153-21
3	15.3	21	L	3512-153-21
3	15.3	23	R	3511-153-23

**AMITA 4 Aluminum 4 blade Rubber Hub**

B	D	P	R	PART NO.
4	14.75	15	R	3513-148-15
4	14.75	15	L	3514-148-15
4	14.5	17	R	3513-145-17
4	14.5	17	L	3514-145-17
4	14.25	19	R	3513-143-19
4	14.25	19	L	3514-143-19
4	14	21	R	3513-140-21
4	14	21	L	3514-140-21
4	14	23	R	3513-140-23



AMITA 3  
3511-143-21



AMITA 3(E-Plus)  
3511-153-19



AMITA 4  
3513-140-21

Thrust Washer (1/1pack)	Spacer (1/1pack)	Washer (2/2pack)	Nut (1/1pack)	Cotter Pin (4/4pack)
YETW	YDSP	YDWS	YENT	Epin2"

KITS part # : 17035501

Prop hardware for pressed in hub propeller.

\* Required hardware to install propeller that SOLAS makes in hub E series propeller.

\* Check with engine manufacturer for complete prop hardware listings. SOLAS does not make all hardware required for all motors made.

**A 8~20 Horsepower / 2-1/2" Gearcase (10 Tooth SPLINE & THRU HUB EXHAUST)**

DF 8A (4-Stroke) ... 2011~Newer  
 DT 9.9 ..... 83 ~ 87  
 DF 9.9 (4 Stroke) ..... 96 ~

DF 9.9A / DF 9.9B (4-Stroke).. 2010 ~  
 DT 15 ..... 83 ~ 88  
 DT 15C ..... 89 ~ 97

DF 15 (4-Stroke) ..... 96 ~ 2012  
 9.9 C and 9.9 CN not applicable  
 DF15A, DF20A ..... 2013~Newer

**SATURN PROP** Stainless steel 3 blade Rubber Hub

B	D	P	R	PART NO.
3	9 1/4	7	R	4121-093-07A
3	9 1/4	8	R	4121-093-08A
3	9 1/4	9	R	4121-093-09A
3	9 1/4	10	R	4121-093-10A
3	9 1/4	11	R	4121-093-11A
3	9 1/4	12	R	4121-093-12A



4121-093-11A

Thrust Washer (1/each)	Washer (2/each)	Nut (1/each)	Cotter Pin (4/each)
SATW	SAWS	SANT	Apin(1 1/8")

KITS part # : 17041501A

*Prop hardware for pressed in hub propeller.*

\* SOLAS aftermarket hardware to install prop on engines.

\*A version supersede non A version. Non A version not applicable DF15A & DF20A.

**B 20~30 Horsepower / 3" Gearcase (10 Tooth SPLINE & THRU HUB EXHAUST)**

DT 20 ..... 83 ~ 88  
 DT 25, 25C ..... 83 ~ 00  
 DF 25 (Includes V-Twin) ..... 2000 ~

DF 25R ..... 2010 ~  
 DF 25A ..... 2014 ~  
 DT 30, 30C ..... 83 ~ 97

DF 30 ..... 00 ~ 07  
 DF 30A ..... 2014 ~

**NEW SATURN PROP** Stainless steel 3 blade Rubber Hub

B	D	P	R	PART NO.
3	10 3/4	10	R	4231-108-10
3	10 1/2	11	R	4231-105-11
3	10 1/4	12	R	4231-103-12
3	10 1/8	13	R	4231-101-13
3	10	14	R	4231-100-14
3	10	15	R	4231-100-15



4231-101-13

**HR TITAN 4 PROP** Stainless steel 4 blade Rubber Hub

B	D	P	R	PART NO.
4	10	10	R	4253-100-10
4	10	11	R	4253-100-11
4	10	12	R	4253-100-12



4253-100-11

Thrust Washer (1/each)	Spacer (1/each)	Washer (2/each)	Nut (1/each)	Cotter Pin (4/each)
SBTW	SBSP	YBWS	SBNT	Apin(1 1/8")

KITS part # : 17042501

*Prop hardware for pressed in hub propeller.*

\* Required hardware to install propeller that SOLAS makes in hub B series propeller.

\* Check with engine manufacturer for complete prop hardware listings. SOLAS does not make all hardware required for all motors made.

**2.5 HP (10 Tooth SPLINE)**

DF 2.5 (4-Stroke) .... 2010 ~

**AMITA 3 Aluminum 3 blade Spline Drive**

B	D	P	R	PART NO.
3	7.25	5	R	4011-073-05S

**4~6HP (10 Tooth Spline)**

DF4.....2004~ newer DF6.....2004~newer

**AMITA 3 Aluminum 3 blade Spline Drive**

B	D	P	R	PART NO.
3	7.875	6.75	R	4011-079-07S



**A 8~20 Horsepower / 2-1/2" Gearcase (10 Tooth SPLINE & THRU HUB EXHAUST)**

DF 8A (4-Stroke) .... 2011-Newer

DT 9.9 ..... 83 ~ 87

DF 9.9 (4 Stroke) ..... 96 ~

DF 9.9A / DF 9.9B (4-Stroke).. 2010 ~

DT 15 ..... 83 ~ 88

DT 15C ..... 89 ~ 97

DF 15 (4-Stroke) ..... 96 ~ 2012

9.9 C and 9.9 CN not applicable

DF15A, DF20A ..... 2013~Newer

**AMITA 3 Aluminum 3 blade Rubber Hub**

B	D	P	R	PART NO.
3	9.25	7	R	4111-093-07A
3	9.25	8	R	4111-093-08A
3	9.25	9	R	4111-093-09A
3	9.25	10	R	4111-093-10A
3	9.25	11	R	4111-093-11A
3	9.25	12	R	4111-093-12A

**AMITA 4 Aluminum 4 blade Rubber Hub**

B	D	P	R	PART NO.
4	9.25	7	R	4113-093-07A
4	9.25	8	R	4113-093-08A
4	9.25	9	R	4113-093-09A
4	9.25	10	R	4113-093-10A
4	9.25	11	R	4113-093-11A

**AMITA 4 Aluminum 4 blade Rubber Hub**

B	D	P	R	PART NO.
4	10	5	R	4113-100-05A
4	10	7	R	4113-100-07A



4113-100-07A

**High Thrust Propeller**

Excellent forward and reverse thrust.

Ideal for kicker/auxiliary engines with heavy loads

\*A version supersedes non A version. Non A version not applicable DF15A & DF20A.

Thrust Washer (1/each)	Washer (2/each)	Nut (1/each)	Cotter Pin (4/each)
SATW	SAWS	SANT	Apin(1 1/8")

KITS part # : 17041501A

*Prop hardware for pressed in hub propeller.*

\* SOLAS aftermarket hardware to install prop on engines.

**B 20~30 Horsepower / 3" Gearcase (10 Tooth SPLINE & THRU HUB EXHAUST)**

DT 20 ..... 83 ~ 88

DT 25, 25C ..... 83 ~ 88

DF 25 (Includes V-Twin) ..... 2000 ~

DF 25R ..... 2010 ~

DF 25A ..... 2014 ~

DT 30, 30C ..... 83 ~ 97

DF 30 ..... 00 ~ 07

DF 30A ..... 2014 ~

**AMITA 3 Aluminum 3 blade Rubber Hub**

B	D	P	R	PART NO.
3	11	9	R	4211-110-09
3	10.8	10	R	4211-108-10
3	10.5	11	R	4211-105-11
3	10.3	12	R	4211-103-12
3	10.1	13	R	4211-101-13
3	10	14	R	4211-100-14
3	10	15	R	4211-100-15

**AMITA 4 Aluminum 4 blade Rubber Hub**

B	D	P	R	PART NO.
4	10.2	11	R	4213-102-11
4	10.1	12	R	4213-101-12
4	10	13	R	4213-100-13
4	10	14	R	4213-100-14
4	10	15	R	4213-100-15



Thrust Washer (1/each)	Spacer (1/each)	Washer (2/each)	Nut (1/each)	Cotter Pin (4/each)
SBTW	SBSP	YBWS	SBNT	Apin(1 1/8")

KITS part # : 17042501

*Prop hardware for pressed in hub propeller.*

\* Required hardware to install propeller that SOLAS makes in hub B series propeller.

\* Check with engine manufacturer for complete prop hardware listings. SOLAS does not make all hardware required for all motors made.

**C 35~65 Horsepower / 3-1/4" Gearcase (13 Tooth SPLINE & THRU HUB EXHAUST)**

DT35C ..... 87 ~ 89	DT 50, 50M ..... 83 ~ 84	DT 60 ..... 83 ~ 84
DT 40 ..... 83 ~ 98	DF 50 (4-Stroke)..... 99 ~	DF 60A (4 Stroke) ..... 2010 ~
DF 40 (4 Stroke)..... 99 ~ 00	DF 50A (4-Stroke) ..... 2010 ~	DT 65 ..... 85 ~ 97
DF 40A ..... 2010 ~	DT 55 ..... 85 ~ 97	

**NEW SATURN PROP** Stainless steel 3 blade Rubber Hub

B	D	P	R	PART NO.
3	12	8	R	4331-120-08
3	12	9	R	4331-120-09
3	11 7/8	10	R	4331-119-10
3	11 5/8	11	R	4331-116-11
3	11 3/8	12	R	4331-114-12
3	11 1/8	13	R	4331-111-13
3	11 1/8	14	R	4331-111-14
3	11	15	R	4331-110-15

**SATURN PROP** Stainless steel 3 blade Rubber Hub

B	D	P	R	PART NO.
3	12 1/4	9	R	4321-123-09
3	11 3/4	11	R	4321-118-11
3	11 1/2	12	R	4321-115-12
3	11 1/8	13	R	4321-111-13
3	11 1/8	14	R	4321-111-14
3	11	15	R	4321-110-15



Prop hardware for pressed in hub propeller.

\* Required hardware to install propeller that SOLAS makes in hub C series propeller.



**D 50~140 Horsepower / 4-1/4" Gearcase (13 Tooth SPLINE & THRU HUB EXHAUST)**

DF 60 (4-Stroke)..... 98 ~ 09	DT 85 ..... 79 ~ 00	DT 115 ..... 81 ~ 01
DF 70 (4 Stroke)..... 98 ~ 08	DT 90 ..... 89 ~ 97	DT 140 ..... 81 ~ 01
DT 75 ..... 83 ~ 97	DT 100 ..... 89 ~ 00	

**NEW SATURN PROP** Stainless steel 3 blade Rubber Hub

B	D	P	R	PART NO.
3	14	11	R	4431-140-11
3	13 3/4	13	R	4431-138-13
3	13 1/2	15	R	4431-135-15
3	13 1/4	17	R	4431-133-17
3	13	19	R	4431-130-19
3	13	21	R	4431-130-21

**TITAN PROP** Stainless steel 3 blade Rubber Hub

B	D	P	R	PART NO.
3	13 3/4	13	R	4441-138-13
3	13 3/4	15	R	4441-138-15
3	13 1/4	17	R	4441-133-17
3	13 1/4	19	R	4441-133-19

**HR TITAN 4 PROP** Stainless steel 4 blade Rubber Hub

B	D	P	R	PART NO.
4	13 1/2	13	R	4453-135-13
4	13 1/4	15	R	4453-133-15
4	13	17	R	4453-130-17
4	13	19	R	4453-130-19
4	13	21	R	4453-130-21

Prop hardware for pressed in hub propeller.

	Thrust Washer (1pack)	Spacer (1pack)	Washer (2pack)	Nut (1pack)	Cotter Pin (4pack)
D	Original SUZUKI Part	Original SUZUKI Part	Original SUZUKI Part	Original SUZUKI Part	Original SUZUKI Part



**D+ 4-1/4" Gearcase (15 Tooth SPLINE & THRU HUB EXHAUST)**

DF 70A (4-Stroke)..... 09 ~	DF100 (4-Stroke) ..... 09 ~ 12	DF 115A (4-Stroke) ..... 2013 ~
DF 80A (4-Stroke)..... 09 ~	DF100A (4-Stroke).... 2013 ~	DF 140 (4-Stroke) ..... 02 ~ 12
DF 90 (4-Stroke)... 01 ~ 08	DF100B (4-Stroke).... 2018 ~	DF 140A (4-Stroke) ..... 2013 ~
DF 90A (4-Stroke)..... 09 ~	DF 115 (4-Stroke) ... 01 ~ 12	

**HR TITAN 3 PROP** Stainless steel 3 blade Rubber Hub

B	D	P	R	PART NO.
3	13 7/8	15	R	3451-139-15
3	13 7/8	15	L	3452-139-15
3	13 7/8	17	R	3451-139-17
3	13 7/8	17	L	3452-139-17
3	13 7/8	19	R	3451-139-19
3	13 7/8	19	L	3452-139-19
3	13 7/8	21	R	3451-139-21
3	13 7/8	21	L	3452-139-21
3	13 7/8	23	R	3451-139-23
3	13 7/8	23	L	3452-139-23
3	13 7/8	25	R	3451-139-25

**Kits for DF90 ~ DF115**

	Thrust Washer (1pack)	Spacer (1pack)	Washer (2pack)	Nut (1pack)	Cotter Pin (4pack)
D	SDTW1	SDSP	YDWS	YENT	Epin(2")

KITS part #: 17044501

**Kits for DF90 ~ DF140**

	Thrust Washer (1pack)	Spacer (1pack)	Washer (2pack)	Nut (1pack)	Cotter Pin (4pack)
D	SDTW2	SDSP	YDWS	YENT	Epin(2")

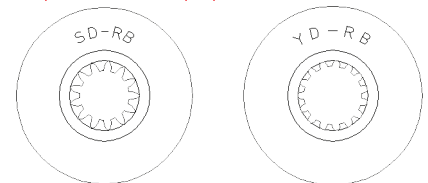
KITS part #: 17044502

**Kits for DF70A/DF80A/DF90A/DF100B**

	Thrust Washer (1pack)	Spacer (1pack)	Washer (2pack)	Nut (1pack)	Cotter Pin (4pack)
D	SDTW3	SDSP	YDWS	YENT	Epin(2")

KITS part #: 17044503

Note:  
For DF 70A,DF 80A,DF 90,DF 90A,DF 100,DF 115,DF 115A,DF 140,DF 140A, please use 15 tooth spline rubber hub propeller. For DF 60,DF 70, DT 75-140, please use 13 tooth spline rubber hub propeller.



For DF 60,DF 70 DT 75 - 140 Thrust Washer 13 Tooth Spline

For DF 70A,DF 80A,DF 90, DF 90A,DF 100,DF 115, DF 115A,DF 140,DF 140A Thrust Washer 15 Tooth Spline

Warning:  
Those new engines DF70/DF100 between 2008~2009 and after 2009 might be with different fitting, consulting with your nearest dealer for more information.

\* NOTE for DF90 - DF140 (Kits Part # 17044501 & 17044502):  
- Model A and Counter Rotation Model Z use 17044502 (DF90A use 17044503)  
\* DF50AV / DF60AV use 17044501

\* Check with engine manufacturer for complete prop hardware listings. SOLAS does not make all hardware required for all motors made.

**C 35~65 Horsepower / 3-1/4" Gearcase (13 Tooth SPLINE & THRU HUB EXHAUST)**

DT35C ..... 87 ~ 89	DT 50, 50M ..... 83 ~ 84	DT 60 ..... 83 ~ 84
DT 40 ..... 83 ~ 98	DF 50 (4-Stroke)..... 99 ~	DF 60A (4 Stroke) ..... 2010 ~
DF 40 (4 Stroke)..... 99 ~ 00	DF 50A (4-Stroke) ..... 2010 ~	DT 65 ..... 85 ~ 97
DF 40A ..... 2010 ~	DT 55 ..... 85 ~ 97	

**AMITA 3 Aluminum 3 blade Plus Rubber Hub**

B	D	P	R	PART NO.
3	12	10	R	4311-120-10
3	11.8	11	R	4311-118-11
3	11.6	12	R	4311-116-12
3	11.6	13	R	4311-116-13
3	11.6	14	R	4311-116-14
3	11.4	15	R	4311-114-15
3	11.4	16	R	4311-114-16

**AMITA 4 Aluminum 4 blade Rubber Hub**

B	D	P	R	PART NO.
4	11.8	9	R	4313-118-09
4	11.4	10	R	4313-114-10
4	11.1	11	R	4313-111-11
4	10.8	12	R	4313-108-12
4	10.5	13	R	4313-105-13
4	10.5	14	R	4313-105-14



Prop hardware for pressed in hub propeller.  
\* Required hardware to install propeller that SOLAS makes in hub C series propeller.



**D 50~140 Horsepower / 4-1/4" Gearcase (13 Tooth SPLINE & THRU HUB EXHAUST)**

DF 60 (4-Stroke)..... 98 ~ 09	DT 85 ..... 79 ~ 00	DT 115 ..... 81 ~ 01
DF 70 (4 Stroke)..... 98 ~ 08	DT 90 ..... 89 ~ 97	DT 140 ..... 81 ~ 01
DT 75 ..... 83 ~ 97	DT 100 ..... 89 ~ 00	

**AMITA 3 Aluminum 3 blade Rubber Hub**

B	D	P	R	PART NO.
3	14	9	R	4411-140-09
3	14	11	R	4411-140-11
3	13.75	13	R	4411-138-13
3	13.5	14	R	4411-135-14
3	13.5	15	R	4411-135-15
3	13.5	16	R	4411-135-16
3	13.25	17	R	4411-133-17
3	13.25	18	R	4411-133-18
3	13	19	R	4411-130-19
3	13	21	R	4411-130-21

**AMITA 3 Aluminum 3 blade Rubber Hub**

B	D	P	R	PART NO.
3	13.2	19	R	4411-132-19
3	13.2	21	R	4411-132-21

**AMITA 4 Aluminum 4 blade Rubber Hub**

B	D	P	R	PART NO.
4	13.25	13	R	4413-133-13
4	13	15	R	4413-130-15
4	12.75	17	R	4413-128-17
4	12.5	19	R	4413-125-19
4	12.5	21	R	4413-125-21

**4-1/4" Gearcase (15 Tooth SPLINE & THRU HUB EXHAUST)**

DF 50AV (4-Stroke)..... 2015 ~  
DF 60AV (4-Stroke)..... 2015 ~

**AMITA 3 Aluminum 3 blade Rubber Hub**

B	D	P	R	PART NO.
3	14	9	R	3411-140-09
3	14	11	R	3411-140-11

Prop hardware for pressed in hub propeller.

Thrust Washer (1pack)	Spacer (1pack)	Washer (2pack)	Nut (1pack)	Cotter Pin (4pack)
Original SUZUKI Part	Original SUZUKI Part	Original SUZUKI Part	Original SUZUKI Part	Original SUZUKI Part



**D+ 4-1/4" Gearcase (15 Tooth SPLINE & THRU HUB EXHAUST)**

DF 70A (4-Stroke)..... 09 ~	DF100 (4-Stroke) ..... 09 ~ 12	DF 115A (4-Stroke) ..... 2013 ~
DF 80A (4-Stroke)..... 09 ~	DF100A (4-Stroke).... 2013 ~	DF 140 (4-Stroke) ..... 02 ~ 12
DF 90 (4-Stroke).... 01 ~ 08	DF100B (4-Stroke).... 2018 ~	DF 140A (4-Stroke) ..... 2013 ~
DF 90A (4-Stroke)..... 09 ~	DF 115 (4-Stroke) ... 01 ~ 12	

**AMITA 3 Aluminum 3 blade Rubber Hub**

B	D	P	R	PART NO.
3	13.875	17	R	3411-139-17
3	13.875	19	R	3411-139-19
3	13.875	21	R	3411-139-21

**AMITA 4 Aluminum 4 blade Rubber Hub**

B	D	P	R	PART NO.
4	13.75	15	R	3413-138-15
4	13.75	17	R	3413-138-17
4	13.75	19	R	3413-138-19
4	13.75	21	R	3413-138-21

**Kits for DF90 ~ DF115**

Thrust Washer (1pack)	Spacer (1pack)	Washer (2pack)	Nut (1pack)	Cotter Pin (4pack)
SDTW1	SDSP	YDWS	YENT	Epin(2")

KITS part #: 17044501

**Kits for DF90 ~ DF140**

Thrust Washer (1pack)	Spacer (1pack)	Washer (2pack)	Nut (1pack)	Cotter Pin (4pack)
SDTW2	SDSP	YDWS	YENT	Epin(2")

KITS part #: 17044502

**Kits for DF70A/DF80A/DF90A/DF100B**

Thrust Washer (1pack)	Spacer (1pack)	Washer (2pack)	Nut (1pack)	Cotter Pin (4pack)
SDTW3	SDSP	YDWS	YENT	Epin(2")

KITS part #: 17044503

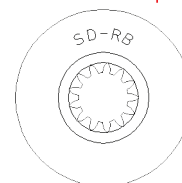
**\* NOTE for DF90 - DF140 (Kits Part # 17044501 & 17044502):**

- Model A and Counter Rotation Model Z use 17044502 (DF90A use 17044503)

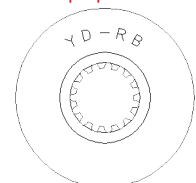
**\* DF50AV / DF60AV use 17044501**

Note:

For DF50AV, DF60AV, DF 70A, DF 80A, DF 90, DF 90A, DF 100, DF 115, DF 115A, DF 140, DF 140A, please use 15 tooth spline rubber hub propeller. For DF 60, DF 70, DT 75-140, please use 13 tooth spline rubber hub propeller.



For DF 60, DF 70, DT 75 - 140 Thrust Washer 13 Tooth Spline



For DF 70A, DF 80A, DF 90, DF 90A, DF 100, DF 115, DF 115A, DF 140, DF 140A Thrust Washer 15 Tooth Spline

Warning:

Those new engines DF70/DF100 between 2008~2009 and after 2009 might be with different fitting, consulting with your nearest dealer for more information.

**E 150~300 Horsepower / 4-3/4" Gearcase (15 Tooth SPLINE & THRU HUB EXHAUST)**

DT 150 ..... 86 ~ 03      DT 200 ..... 86 ~ 00  
DT 175 ..... 86 ~ 92      DT 225 ..... 86 ~ 03

**NEW SATURN PROP** Stainless steel 3 blade Rubber Hub

B	D	P	R	PART NO.
3	14 1/2	15	R	4531-145-15
3	14 1/2	15	L	4532-145-15
3	14 1/4	17	R	4531-143-17
3	14 1/4	17	L	4532-143-17
3	14	19	R	4531-140-19
3	14	19	L	4532-140-19
3	14	21	R	4531-140-21
3	14	21	L	4532-140-21
3	14	23	R	4531-140-23
3	14	23	L	4532-140-23
3	14	25	R	4531-140-25

**NEW SATURN-E Plus**  
Suggested for 135 ~ 150 HP Motors for Heavy Boat

3	15 5/8	11	R	4531-156-11
3	15 5/8	13	R	4531-156-13
3	15 5/8	13	L	4532-156-13

**HR TITAN3 PROP** Stainless steel 3 blade Rubber Hub

B	D	P	R	PART NO.
3	15	14	R	4551-150-14
3	15	14	L	4552-150-14
3	14 3/4	16	R	4551-148-16
3	14 3/4	16	L	4552-148-16
3	14 3/4	17	R	4551-148-17
3	14 3/4	17	L	4552-148-17
3	14 3/4	18	R	4551-148-18
3	14 3/4	18	L	4552-148-18
3	14 3/4	19	R	4551-148-19
3	14 3/4	19	L	4552-148-19
3	14 3/4	20	R	4551-148-20
3	14 3/4	20	L	4552-148-20
3	14 1/2	21	R	4551-145-21
3	14 1/2	21	L	4552-145-21
3	14 1/4	22	R	4551-143-22
3	14 1/4	22	L	4552-143-22
3	14	24	R	4551-140-24
3	14	24	L	4552-140-24



NEW SATURN  
4531-140-19



HR TITAN3  
4551-145-21

**Recommended for**  
DF 150, 175, 200, 225, 250, 300 (ALL YEAR)

**HR TITAN4 PROP** Stainless steel 4 blade Rubber Hub

B	D	P	R	PART NO.
4	14 1/2	15	R	4553-145-15
4	14 1/2	15	L	4554-145-15
4	14 1/4	17	R	4553-143-17
4	14 1/4	17	L	4554-143-17
4	14 1/8	18	R	4553-141-18
4	14 1/8	18	L	4554-141-18
4	14 1/8	19	R	4553-141-19
4	14 1/8	19	L	4554-141-19
4	14	20	R	4553-140-20
4	14	20	L	4554-140-20
4	14	21	R	4553-140-21
4	14	21	L	4554-140-21
4	14	22	R	4553-140-22
4	14	22	L	4554-140-22
4	14	23	R	4553-140-23
4	14	23	L	4554-140-23
4	14	25	R	4553-140-25
4	14	25	L	4554-140-25
4	14	27	R	4553-140-27

**LEXOR PROPPELLER** Stainless steel 3 blade Rubber Hub

B	D	P	R	PART NO.
3	15 3/4	15	R	4571-158-15
3	15 3/4	15	L	4572-158-15
3	15 5/8	16	R	4571-156-16
3	15 5/8	16	L	4572-156-16
3	15 1/2	17	R	4571-155-17
3	15 1/2	17	L	4572-155-17
3	15 3/8	18	R	4571-154-18
3	15 3/8	18	L	4572-154-18
3	15 1/4	19	R	4571-153-19
3	15 1/4	19	L	4572-153-19
3	15 1/8	20	R	4571-151-20
3	15 1/8	20	L	4572-151-20
3	15	21	R	4571-150-21
3	15	21	L	4572-150-21
3	14 7/8	22	R	4571-149-22
3	14 7/8	22	L	4572-149-22
3	14 3/4	23	R	4571-148-23
3	14 3/4	23	L	4572-148-23
3	14 1/2	25	R	4571-145-25
3	14 1/2	25	L	4572-145-25
3	14 1/2	27	R	4571-145-27
3	14 1/2	27	L	4572-145-27

**PLUS LEXOR PROPPELLER** Stainless steel 3 blade Rubber Hub

B	D	P	R	PART NO.
3	16	17	R	4571-160-17
3	16	17	L	4572-160-17
3	16	19	R	4571-160-19
3	16	19	L	4572-160-19
3	15 3/4	21	R	4571-158-21
3	15 3/4	21	L	4572-158-21
3	15 5/8	23	R	4571-156-23
3	15 5/8	23	L	4572-156-23

**LEXOR PROPPELLER 4** Stainless steel 4 blade Rubber Hub

B	D	P	R	PART NO.
4	15 1/4	18	R	4573-153-18
4	15 1/4	18	L	4574-153-18
4	15 1/4	20	R	4573-153-20
4	15 1/4	20	L	4574-153-20
4	15 1/4	22	R	4573-153-22
4	15 1/4	22	L	4574-153-22
4	15 1/4	24	R	4573-153-24
4	15 1/4	24	L	4574-153-24
4	15 1/4	26	R	4573-153-26
4	15 1/4	26	L	4574-153-26
4	15 1/4	28	R	4573-153-28



HR TITAN4  
4553-140-20



LEXOR  
4571-148-23



LEXOR PLUS  
4571-158-21



LEXOR 4  
4573-153-22

Thru Washer (1/2pack)	Spacer (1/2pack)	Washer (2/2pack)	Nut (1/2pack)	Cotter Pin (6/2pack)
SETW	SESP	YDWS	YENT	Epind2"

KITS part #: 17045501

Prop hardware for pressed in hub propeller.

\* Required hardware to install propeller that SOLAS makes in hub E series propeller.

**E 150~300 Horsepower / 4-3/4" Gearcase (15 Tooth SPLINE & THRU HUB EXHAUST)**

DT 150 ..... 86 ~ 03  
DT 175 ..... 86 ~ 92

DT 200 ..... 86 ~ 00  
DT 225 ..... 86 ~ 03

**Recommended for  
DF 150, 175, 200, 225, 250, 300 (ALL YEAR)**

**AMITA 3 Aluminum 3 blade  
E Plus Rubber Hub**

B	D	P	R	PART NO.
3	16	13	R	4511-160-13
3	15.8	15	R	4511-158-15
3	15.8	15	L	4512-158-15
3	15.5	17	R	4511-155-17
3	15.5	17	L	4512-155-17
3	15.3	19	R	4511-153-19
3	15.3	19	L	4512-153-19
3	15.3	21	R	4511-153-21
3	15.3	21	L	4512-153-21
3	15.3	23	R	4511-153-23

**AMITA 3 Aluminum 3 blade  
Rubber Hub**

B	D	P	R	PART NO.
3	15.5	13	R	4511-155-13
3	15	15	R	4511-150-15
3	15	15	L	4512-150-15
3	14.8	17	R	4511-148-17
3	14.8	17	L	4512-148-17
3	14.5	19	R	4511-145-19
3	14.5	19	L	4512-145-19
3	14.3	21	R	4511-143-21
3	14.3	21	L	4512-143-21
3	14.2	23	R	4511-142-23
3	14.2	23	L	4512-142-23

**AMITA 4 Aluminum 4 blade  
Rubber Hub**

B	D	P	R	PART NO.
4	14.75	15	R	4513-148-15
4	14.75	15	L	4514-148-15
4	14.5	17	R	4513-145-17
4	14.5	17	L	4514-145-17
4	14.25	19	R	4513-143-19
4	14.25	19	L	4514-143-19
4	14	21	R	4513-140-21
4	14	21	L	4514-140-21
4	14	23	R	4513-140-23



	Thrust Washer (1/pack)	Spacer (1/pack)	Washer (2/pack)	Nut (1/pack)	Cotter Pin (4/pack)
E	SETW	SESP	YDWS	YENT	Epin(2")

**KITS part # : 17045501**

*Prop hardware for pressed in hub propeller.*

\* Required hardware to install propeller that SOLAS makes in hub E series propeller.

\* Check with engine manufacturer for complete prop hardware listings. SOLAS does not make all hardware required for all motors made.

**A 9.9~20 Horsepower / 2-1/2" Gearcase (14 Tooth SPLINE & THRU HUB EXHAUST)**

9.9 HP (2-Stroke).....1984~Newer    15 HP (2-Stroke) ..... 1985~Newer    18 HP (2-Stroke) .....1985~Newer    20 HP (4-Stroke) .....2007~Newer  
 9.9 HP (4-Stroke) .....00~03    15 HP (4-Stroke) .....2000~Newer    18 HP (4-Stroke) .....01~08  
 12 HP..... 85~88    MFS 9.9,15,18,20 (4-Stroke); MSFMFS 9.9,15,18,20

**SATURN PROP** Stainless steel 3 blade Rubber Hub

B	D	P	R	PART NO.
3	9 1/4	7	R	5121-093-07
3	9 1/4	8	R	5121-093-08
3	9 1/4	9	R	5121-093-09
3	9 1/4	10	R	5121-093-10
3	9 1/4	11	R	5121-093-11
3	9 1/4	12	R	5121-093-12



5121-093-09

	Thrust Washer (1/pc)	Spacer (1/pc)	Washer (2/pc)	Nut (1/pc)	Collar Pin (4/pc)
A	TATW	N/A	TAWS	TANT	Apin(1 1/8")

*Prop hardware for pressed in hub propeller.*

\* Required hardware to install propeller that SOLAS makes in hub A series propeller.

KITS part # : 17051501

**B 25~30 Horsepower / 3" Gearcase (10 Tooth SPLINE & THRU HUB EXHAUST)**

MFS 25,30(4-Stroke)    25 HP .....86 ~ 01    30 HP .....85 ~ 01    30 HP TLDI.....2016~ Newer  
 NSF 25,30(4-Stroke)    25 HP (4-Stroke) ..... 02 ~    30 HP (4-Stroke) ..... 02 ~

**SATURN PROP** Stainless steel 3 blade Rubber Hub

B	D	P	R	PART NO.
3	10	8	R	5221-100-08
3	10	9	R	5221-100-09
3	10	10	R	5221-100-10
3	10	11	R	5221-100-11
3	10	12	R	5221-100-12
3	10	13	R	5221-100-13
3	10	14	R	5221-100-14



5221-100-11

**NEW SATURN PROP** Stainless steel 4 blade Rubber Hub

B	D	P	R	PART NO.
4	10	9	R	5233-100-09
4	10	10	R	5233-100-10



5233-100-09

**HRTITAN4 PROP** Stainless steel 4 blade Rubber Hub

B	D	P	R	PART NO.
4	10	10	R	5253-100-10
4	10	11	R	5253-100-11
4	10	12	R	5253-100-12



5253-100-11

	Thrust Washer (1/pc)	Spacer (1/pc)	Washer (2/pc)	Nut (1/pc)	Collar Pin (4/pc)
B	TBTW	N/A	TAWS	TANT	Apin(1 1/8")

*Prop hardware for pressed in hub propeller.*

\* Required hardware to install propeller that SOLAS makes in hub B series propeller.

KITS part # : 17052501

\* Check with engine manufacturer for complete prop hardware listings. SOLAS does not make all hardware required for all motors made.



**2.5~3.5HP ( Plastic Propeller)**

B	D	P	R	PART NO.
3	7 1/4	6	R	0001- 073- 06- P

0001- 073- 06- P



**5 4 ~ 6 Horsepower ( 12 Tooth Spline & Thru Hub Exhaust )**

MFS4,5S,6S(4-Stroke) M5B(2-Stroke)

**AMITA 3 Aluminum 3 blade Rubber Hub**

B	D	P	R	PART NO.
3	7.8	6	R	5011- 078- 06
3	7.8	7	R	5011- 078- 07
3	7.8	8	R	5011- 078- 08
3	7.8	9	R	5011- 078- 09



5011- 078- 09

**8 8~9.8 Horsepower ( 12 Tooth Spline & Thru Hub Exhaust)**

8 HP ( 2 & 4-Stroke) .....2005~Newer

9.8 HP ( 2 & 4-Stroke).....2005~Newer

MFS8,9.8 (4-Stroke) NSF 8,9.8(4-Stroke)

**AMITA 3 Aluminum 3 blade Rubber Hub**

B	D	P	R	PART NO.
3	8.5	7	R	5011- 085- 07
3	8.5	8	R	5011- 085- 08
3	8.5	9	R	5011- 085- 09

**AMITA 4 Aluminum 4 blade Rubber Hub**

B	D	P	R	PART NO.
4	8.7	5	R	5013- 087- 05
4	8.7	7	R	5013- 087- 07

**High Thrust Propeller**

Excellent forward and reverse thrust.  
Ideal for kicker/auxiliary engines with heavy loads



5011- 085- 08



5013- 087- 07

**A 9.9~20 Horsepower / 2-1/2" Gearcase ( 14 Tooth SPLINE & THRU HUB EXHAUST)**

9.9 HP (2-Stroke).....1984~Newer  
9.9 HP (4-Stroke) .....00~03  
12 HP..... 85~88

15 HP (2-Stroke) ..... 1985~Newer  
15 HP (4-Stroke) .....2000~Newer  
MFS 9.9,15,18,20 (4-Stroke); MSFMFS 9.9,15,18,20

18 HP (2-Stroke) .....1985~Newer  
18 HP (4-Stroke) .....01~08

20 HP (4-Stroke) .....2007~Newer

**AMITA 3 Aluminum 3 blade Rubber Hub**

B	D	P	R	PART NO.
3	9.25	7	R	5111- 093- 07
3	9.25	8	R	5111- 093- 08
3	9.25	9	R	5111- 093- 09
3	9.25	10	R	5111- 093- 10
3	9.25	11	R	5111- 093- 11
3	9.25	12	R	5111- 093- 12
3	9.25	13	R	5111- 093- 13

**AMITA 4 Aluminum 4 blade Rubber Hub**

B	D	P	R	PART NO.
4	9.25	7	R	5113- 093- 07
4	9.25	8	R	5113- 093- 08
4	9.25	9	R	5113- 093- 09
4	9.25	10	R	5113- 093- 10
4	9.25	11	R	5113- 093- 11

**AMITA 4 Aluminum 4 blade Rubber Hub**

B	D	P	R	PART NO.
4	10	5	R	5113- 100- 05
4	10	7	R	5113- 100- 07

5113- 100- 07



**High Thrust Propeller**

Excellent forward and reverse thrust.  
Ideal for kicker/auxiliary engines with heavy loads

Thrust Washer (1/pack)	Spacer (1/pack)	Washer (2/pack)	Nut (1/pack)	Collar Pin (4/pack)
TATW	N/A	TAWS	TANT	Apin(1 1/8")
KITS part # : 17051501				

*Prop hardware for pressed in hub propeller.*

\* Required hardware to install propeller that SOLAS makes in hub A series propeller.

**B 25~30 Horsepower / 3" Gearcase ( 10 Tooth SPLINE & THRU HUB EXHAUST)**

MFS 25,30(4-Stroke)  
NSF 25,30(4-Stroke)

25 HP .....86 ~ 01  
25 HP (4-Stroke) ..... 02 ~

30 HP .....85 ~ 01  
30 HP (4-Stroke) ..... 02 ~

30 HP TLDI.....2016~ Newer

**AMITA 3 Aluminum 3 blade Rubber Hub**

B	D	P	R	PART NO.
3	9.9	9	R	5211- 099- 09
3	9.9	10	R	5211- 099- 10
3	9.9	11	R	5211- 099- 11
3	9.9	12	R	5211- 099- 12
3	9.9	13	R	5211- 099- 13
3	9.9	14	R	5211- 099- 14

**AMITA 4 Aluminum 4 blade Rubber Hub**

B	D	P	R	PART NO.
4	10.2	11	R	5213- 102- 11
4	10.1	12	R	5213- 101- 12
4	10	13	R	5213- 100- 13
4	10	14	R	5213- 100- 14
4	10	15	R	5213- 100- 15



5211- 099- 11



5213- 100- 13

Thrust Washer (1/pack)	Spacer (1/pack)	Washer (2/pack)	Nut (1/pack)	Collar Pin (4/pack)
TBTW	N/A	TAWS	TANT	Apin(1 1/8")
KITS part # : 17052501				

*Prop hardware for pressed in hub propeller.*

\* Required hardware to install propeller that SOLAS makes in hub B series propeller.

\* Check with engine manufacturer for complete prop hardware listings. SOLAS does not make all hardware required for all motors made.

**C 35~50 Horsepower / 3-1/4" Gearcase (13 Tooth SPLINE & THRU HUB EXHAUST)**

35 HP (35B only) Thru 1984      40 HP 1984 & Newer      MFS 40HP 2015~Newer      50 HP (All except 50C) 1992 & Newer

**NEW SATURN PROP** Stainless steel 3 blade Rubber Hub

B	D	P	R	PART NO.
3	12	8	R	5331-120-08
3	12	9	R	5331-120-09
3	11 7/8	10	R	5331-119-10
3	11 5/8	11	R	5331-116-11
3	11 3/8	12	R	5331-114-12
3	11 1/8	13	R	5331-111-13
3	11 1/8	14	R	5331-111-14
3	11	15	R	5331-110-15

**SATURN PROP** Stainless steel 3 blade Rubber Hub

B	D	P	R	PART NO.
3	12 1/4	9	R	5321-123-09
3	11 3/4	11	R	5321-118-11
3	11 1/2	12	R	5321-115-12
3	11 1/8	13	R	5321-111-13
3	11 1/8	14	R	5321-111-14
3	11	15	R	5321-110-15



Prop hardware for pressed in hub propeller.

\* Required hardware to install propeller that SOLAS makes in hub C series propeller.

**D 60~140 Horsepower / 4-1/4" Gearcase (15 Tooth SPLINE & THRU HUB EXHAUST)**

60C HP(Large Gearcase) ..... ~ 99      90 HP ..... 87 ~ 01      120 HP ..... 88 ~ 03  
 70C HP(Large Gearcase) ..... ~ 99      90 HP TLDI ..... 01 ~      140 HP ..... 88 ~ 03  
 70 HP TLDI .....02 ~ 09      115 HP .....92 ~ 01  
 75 HP TLDI .....10 ~      115 HP TLDI .....04 ~

**NEW SATURN PROP** Stainless steel 3 blade Rubber Hub

B	D	P	R	PART NO.
3	14	11	R	3431-140-11
3	13 3/4	13	R	3431-138-13
3	13 1/2	15	R	3431-135-15
3	13 1/4	17	R	3431-133-17
3	13	19	R	3431-130-19
3	13	21	R	3431-130-21

**TITAN PROP** Stainless steel 3 blade Rubber Hub

B	D	P	R	PART NO.
3	13 3/4	13	R	3441-138-13
3	13 3/4	15	R	3441-138-15
3	13 1/4	17	R	3441-133-17
3	13 1/4	19	R	3441-133-19

**HRTITAN4 PROP** Stainless steel 4 blade Rubber Hub

B	D	P	R	PART NO.
4	13 1/2	13	R	3453-135-13
4	13 1/4	15	R	3453-133-15
4	13	17	R	3453-130-17
4	13	19	R	3453-130-19
4	13	21	R	3453-130-21



Prop hardware for pressed in hub propeller.

\* Required hardware to install propeller that SOLAS makes in hub D series propeller.

**D 60~90 Horsepower / 4-1/4" Gearcase (15 Tooth Spline)**

BFT60 .....14 ~      BFT75.....14 ~      BFT90 .....14 ~      BFW60 ..... 14~

**NEW SATURN PROP** Stainless steel 3 blade Rubber Hub

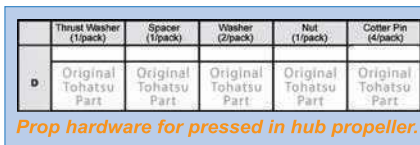
B	D	P	R	PART NO.
3	14	11	R	6431-140-11
3	13 3/4	13	R	6431-138-13
3	13 3/4	13	L	6432-138-13
3	13 1/2	15	R	6431-135-15
3	13 1/2	15	L	6432-135-15
3	13 1/4	17	R	6431-133-17
3	13 1/4	17	L	6432-133-17
3	13	19	R	6431-130-19
3	13	19	L	6432-130-19
3	13	21	R	6431-130-21

**TITAN PROP** Stainless steel 3 blade Rubber Hub

B	D	P	R	PART NO.
3	13 3/4	13	R	6441-138-13
3	13 3/4	13	L	6442-138-13
3	13 3/4	15	R	6441-138-15
3	13 3/4	15	L	6442-138-15
3	13 1/4	17	R	6441-133-17
3	13 1/4	17	L	6442-133-17
3	13 1/4	19	R	6441-133-19
3	13 1/4	19	L	6442-133-19

**HRTITAN4 PROP** Stainless steel 4 blade Rubber Hub

B	D	P	R	PART NO.
4	13 1/2	13	R	6453-135-13
4	13 1/4	15	R	6453-133-15
4	13	17	R	6453-130-17
4	13	19	R	6453-130-19
4	13	21	R	6453-130-21



Prop hardware for pressed in hub propeller.



6453-130-19

**C 35~50 Horsepower / 3-1/4" Gearcase (13 Tooth SPLINE & THRU HUB EXHAUST)**

35 HP (35B only) Thru 1984

40 HP 1984 & Newer

MFS 40HP 2015~Newer

50 HP (All except 50C) 1992 & Newer

**AMITA 3 Aluminum 3 blade Rubber Hub**

B	D	P	R	PART NO.
3	12.2	7	R	5311-122-07
3	12.2	8	R	5311-122-08
3	12.1	9	R	5311-121-09
3	11.8	10	R	5311-118-10
3	11.6	11	R	5311-116-11
3	11.4	12	R	5311-114-12
3	11.1	13	R	5311-111-13
3	11.1	14	R	5311-111-14
3	11	15	R	5311-110-15
3	11	16	R	5311-110-16
3	11	17	R	5311-110-17

**AMITA 3-C Plus Aluminum 3 blade Rubber Hub**

B	D	P	R	PART NO.
3	12	10	R	5311-120-10
3	11.8	11	R	5311-118-11
3	11.6	12	R	5311-116-12
3	11.6	13	R	5311-116-13
3	11.6	14	R	5311-116-14
3	11.4	15	R	5311-114-15
3	11.4	16	R	5311-114-16

**AMITA 4 Aluminum 4 blade Rubber Hub**

B	D	P	R	PART NO.
4	11.8	9	R	5313-118-09
4	11.4	10	R	5313-114-10
4	11.1	11	R	5313-111-11
4	10.8	12	R	5313-108-12
4	10.5	13	R	5313-105-13
4	10.5	14	R	5313-105-14

TCTW	TCSP	YDWS	TCNT	Cpin(1 1/2")

**KITS part # : 17053501**

*Prop hardware for pressed in hub propeller.*

\* Required hardware to install propeller that SOLAS makes in hub C series propeller.

**D 60~140 Horsepower / 4-1/4" Gearcase (15 Tooth SPLINE & THRU HUB EXHAUST)**

60C HP(Large Gearcase) .....~ 99  
 70C HP(Large Gearcase) .....~ 99  
 70 HP TLDI .....02 ~ 09  
 75 HP TLDI .....10 ~

90 HP ..... 87 ~ 01  
 90 HP TLDI ..... 01 ~  
 115 HP .....92 ~ 01  
 115 HP TLDI ..... 04 ~

120 HP ..... 88 ~ 03  
 140 HP ..... 88 ~ 03

**AMITA 3 Aluminum 3 blade Rubber Hub**

B	D	P	R	PART NO.
3	14	9	R	3411-140-09
3	14	11	R	3411-140-11
3	13.75	13	R	3411-138-13
3	13.5	14	R	3411-135-14
3	13.5	15	R	3411-135-15
3	13.5	16	R	3411-135-16
3	13.25	17	R	3411-133-17
3	13.25	18	R	3411-133-18
3	13	19	R	3411-130-19
3	13	21	R	3411-130-21

**AMITA 3 Aluminum 3 blade Rubber Hub**

B	D	P	R	PART NO.
3	13.2	19	R	3411-132-19
3	13.2	21	R	3411-132-21

**AMITA 4 Aluminum 4 blade Rubber Hub**

B	D	P	R	PART NO.
4	13.25	13	R	3413-133-13
4	13	15	R	3413-130-15
4	12.75	17	R	3413-128-17
4	12.5	19	R	3413-125-19
4	12.5	21	R	3413-125-21

TDTW	YDSP	YDWS	TCNT	Cpin(1 1/2")

**KITS part # : 17054501**

*Prop hardware for pressed in hub propeller.*

\* Required hardware to install propeller that SOLAS makes in hub D series propeller.

**D 60~90 Horsepower / 4-1/4" Gearcase (15 Tooth Spline)**

BFT60 .....14 ~

BFT75 .....14 ~

BFT90 .....14 ~

BFW60 ..... 14~

**AMITA 3 Aluminum 3 blade Rubber Hub**

B	D	P	R	PART NO.
3	14	9	R	6411-140-09
3	14	11	R	6411-140-11
3	13.75	13	R	6411-138-13
3	13.75	13	L	6412-138-13
3	13.5	14	R	6411-135-14
3	13.5	15	R	6411-135-15
3	13.5	15	L	6412-135-15
3	13.5	16	R	6411-135-16
3	13.25	17	R	6411-133-17
3	13.25	17	L	6412-133-17
3	13.25	18	R	6411-133-18
3	13	19	R	6411-130-19
3	13	21	R	6411-130-21

**AMITA 3 Aluminum 3 blade Rubber Hub**

B	D	P	R	PART NO.
3	13.2	19	R	6411-132-19
3	13.2	21	R	6411-132-21

**AMITA 4 Aluminum 4 blade Rubber Hub**

B	D	P	R	PART NO.
4	13.25	13	R	6413-133-13
4	13	15	R	6413-130-15
4	12.75	17	R	6413-128-17
4	12.5	19	R	6413-125-19
4	12.5	21	R	6413-125-21

Original Tohatsu Part	Original Tohatsu Part	Original Tohatsu Part	Original Tohatsu Part	Original Tohatsu Part

**KITS part # : 17054501**

*Prop hardware for pressed in hub propeller.*



6413-128-17

\* Check with engine manufacturer for complete prop hardware listings. SOLAS does not make all hardware required for all motors made.

**E 115~250 Horsepower / 4-3/4" Gearcase (15 Tooth SPLINE & THRU HUB EXHAUST)**

BFT115 .....2014 & Newer  
BFT150 .....2014 & Newer

BFT200 .....2014 & Newer  
BFT225 .....2014 & Newer

BFT250.....2014 & Newer

**NEW SATURN PROP** Stainless steel 3 blade Rubber Hub

B	D	P	R	PART NO.
3	14 1/2	15	R	1531-145-15
3	14 1/2	15	L	1532-145-15
3	14 1/4	17	R	1531-143-17
3	14 1/4	17	L	1532-143-17
3	14	19	R	1531-140-19
3	14	19	L	1532-140-19
3	14	21	R	1531-140-21
3	14	21	L	1532-140-21
3	14	23	R	1531-140-23
3	14	23	L	1532-140-23
3	14	25	R	1531-140-25

**NEW SATURN-E Plus**  
Suggested for 135 ~ 150 HP Motors for Heavy Boat

3	15 5/8	11	R	1531-156-11
3	15 5/8	13	R	1531-156-13
3	15 5/8	13	L	1532-156-13

**HR TITAN3 PROP** Stainless steel 3 blade Rubber Hub

B	D	P	R	PART NO.
3	15	14	R	1551-150-14
3	15	14	L	1552-150-14
3	14 3/4	16	R	1551-148-16
3	14 3/4	16	L	1552-148-16
3	14 3/4	17	R	1551-148-17
3	14 3/4	17	L	1552-148-17
3	14 3/4	18	R	1551-148-18
3	14 3/4	18	L	1552-148-18
3	14 3/4	19	R	1551-148-19
3	14 3/4	19	L	1552-148-19
3	14 3/4	20	R	1551-148-20
3	14 3/4	20	L	1552-148-20
3	14 1/2	21	R	1551-145-21
3	14 1/2	21	L	1552-145-21
3	14 1/4	22	R	1551-143-22
3	14 1/4	22	L	1552-143-22
3	14	24	R	1551-140-24
3	14	24	L	1552-140-24

**HR TITAN4 PROP** Stainless steel 4 blade Rubber Hub

B	D	P	R	PART NO.
4	14 1/2	15	R	1553-145-15
4	14 1/2	15	L	1554-145-15
4	14 1/4	17	R	1553-143-17
4	14 1/4	17	L	1554-143-17
4	14 1/8	18	R	1553-141-18
4	14 1/8	18	L	1554-141-18
4	14 1/8	19	R	1553-141-19
4	14 1/8	19	L	1554-141-19
4	14	20	R	1553-140-20
4	14	20	L	1554-140-20
4	14	21	R	1553-140-21
4	14	21	L	1554-140-21
4	14	22	R	1553-140-22
4	14	22	L	1554-140-22
4	14	23	R	1553-140-23
4	14	23	L	1554-140-23
4	14	25	R	1553-140-25
4	14	25	L	1554-140-25
4	14	27	R	1553-140-27

**LEXOR** Stainless steel 3 blade Rubber Hub

B	D	P	R	PART NO.
3	15 3/4	15	R	1571-158-15
3	15 3/4	15	L	1572-158-15
3	15 5/8	16	R	1571-156-16
3	15 5/8	16	L	1572-156-16
3	15 1/2	17	R	1571-155-17
3	15 1/2	17	L	1572-155-17
3	15 3/8	18	R	1571-154-18
3	15 3/8	18	L	1572-154-18
3	15 1/4	19	R	1571-153-19
3	15 1/4	19	L	1572-153-19
3	15 1/8	20	R	1571-151-20
3	15 1/8	20	L	1572-151-20
3	15	21	R	1571-150-21
3	15	21	L	1572-150-21
3	14 7/8	22	R	1571-149-22
3	14 7/8	22	L	1572-149-22
3	14 3/4	23	R	1571-148-23
3	14 3/4	23	L	1572-148-23
3	14 1/2	25	R	1571-145-25
3	14 1/2	25	L	1572-145-25
3	14 1/2	27	R	1571-145-27
3	14 1/2	27	L	1572-145-27

**Scorpion** Stainless steel 3 blade Rubber Hub

Check the RUBEX chart  
S3 Prop for SCORPION.  
[www.rubexprops.com](http://www.rubexprops.com)



NEW SATURN  
1531-140-21

HR TITAN3  
1551-148-20



HR TITAN4  
1553-140-21



LEXOR  
1571-151-20

Item	Yanmar (Yanmar)	Yamaha (Yamaha)	Yamaha (Yamaha)	Yanmar (Yanmar)	Yanmar (Yanmar)
Hub	Original	Original	Original	Original	Original
Blade	Original	Original	Original	Original	Original

Prop hardware for pressed in hub propeller.

Tohatsu, Nissan

**E 115~250 Horsepower / 4-3/4" Gearcase (15 Tooth SPLINE & THRU HUB EXHAUST)**

BFT115 .....2014 & Newer  
BFT150 .....2014 & Newer

BFT200 .....2014 & Newer  
BFT225 .....2014 & Newer

BFT250.....2014 & Newer

**AMITA 3 Aluminum 3 blade Rubber Hub**

B	D	P	R	PART NO.
3	15.5	13	R	1511-155-13
3	15	15	R	1511-150-15
3	15	15	L	1512-150-15
3	14.8	17	R	1511-148-17
3	14.8	17	L	1512-148-17
3	14.5	19	R	1511-145-19
3	14.5	19	L	1512-145-19
3	14.3	21	R	1511-143-21
3	14.3	21	L	1512-143-21
3	14.2	23	R	1511-142-23
3	14.2	23	L	1512-142-23

**AMITA 3-E Plus Aluminum 3 blade Rubber Hub**

B	D	P	R	PART NO.
3	16	13	R	1511-160-13
3	15.8	15	R	1511-158-15
3	15.8	15	L	1512-158-15
3	15.5	17	R	1511-155-17
3	15.5	17	L	1512-155-17
3	15.3	19	R	1511-153-19
3	15.3	19	L	1512-153-19
3	15.3	21	R	1511-153-21
3	15.3	21	L	1512-153-21
3	15.3	23	R	1511-153-23

**AMITA 4 Aluminum 4 blade Rubber Hub**

B	D	P	R	PART NO.
4	14.75	15	R	1513-148-15
4	14.75	15	L	1514-148-15
4	14.5	17	R	1513-145-17
4	14.5	17	L	1514-145-17
4	14.25	19	R	1513-143-19
4	14.25	19	L	1514-143-19
4	14	21	R	1513-140-21
4	14	21	L	1514-140-21
4	14	23	R	1513-140-23



1511-143-21



1511-153-19



1513-140-21

	Thru Hub (Pack)	Spade (Pack)	Spoke (Pack)	Pin (Pack)	Center Pin (Pack)
E	Original Tohatsu Part	Original Tohatsu Part	Original Tohatsu Part	Original Tohatsu Part	Original Tohatsu Part

*Prop hardware for pressed in hub propeller.*

\* Check with engine manufacturer for complete prop hardware listings. SOLAS does not make all hardware required for all motors made.

**A 8~20 Horsepower / 2-1/2" Gearcase (8 Tooth SPLINE & THRU HUB EXHAUST)**

BF 8 HP ..... 00 ~                      BF 15 HP..... 91 ~  
BF 9.9 HP ..... 88 ~                      BF 20 HP..... 03 ~

**SATURN PROP** Stainless steel 3 blade Rubber Hub

B	D	P	R	PART NO.
3	9 1/4	7	R	3121-093-07
3	9 1/4	8	R	3121-093-08
3	9 1/4	9	R	3121-093-09
3	9 1/4	10	R	3121-093-10
3	9 1/4	11	R	3121-093-11
3	9 1/4	12	R	3121-093-12



**SATURN**  
3121-093-09

	Thrust Washer (1/each)	Spacer (1/each)	Washer (2/each)	Nut (1/each)	Cotter Pin (4/each)
A	HATW	N/A	YAWS	YANT	Apin(1/8")

*Prop hardware for pressed in hub propeller.*  
\* Required hardware to install propeller that SOLAS makes in hub A series propeller.

KITS part #: 17061501

**B 25~30 Horsepower / 3" Gearcase (10 Tooth SPLINE & THRU HUB EXHAUST)**

BF 25 HP ..... 94 ~                      BF 30 HP ..... 95 ~

**SATURN PROP** Stainless steel 3 blade Rubber Hub

B	D	P	R	PART NO.
3	10	8	R	5221-100-08
3	10	9	R	5221-100-09
3	10	10	R	5221-100-10
3	10	11	R	5221-100-11
3	10	12	R	5221-100-12
3	10	13	R	5221-100-13
3	10	14	R	5221-100-14



5221-100-11

**NEW SATURN PROP** Stainless steel 4 blade Rubber Hub

B	D	P	R	PART NO.
4	10	9	R	5233-100-09
4	10	10	R	5233-100-10



5233-100-09

**HRTITAN4 PROP** Stainless steel 4 blade Rubber Hub

B	D	P	R	PART NO.
4	10	10	R	5253-100-10
4	10	11	R	5253-100-11
4	10	12	R	5253-100-12



5253-100-11

	Thrust Washer (1/each)	Spacer (1/each)	Washer (2/each)	Nut (1/each)	Cotter Pin (4/each)
B	HBTW	N/A	YBWS	YBNT	Apin(1/8")

*Prop hardware for pressed in hub propeller.*  
\* Required hardware to install propeller that SOLAS makes in hub B series propeller.

KITS part #: 17062501

\* Check with engine manufacturer for complete prop hardware listings. SOLAS does not make all hardware required for all motors made.

**5 4/ 5/ 6 Horsepower ( Pin Drive )**

BF4/5/6 .....All Year

**AMITA 3 Aluminum 3 blade Rubber Hub**

B	D	P	R	PART NO.
3	7 7/8	5 7/8	R	6011-079-05P
3	7 7/8	6 3/4	R	6011-079-06P
3	7 7/8	7 1/2	R	6011-079-07P



Rubber Hub: H5-RB  
P/N: 170600

**BF2 Series ( Plastic Propeller )**

BF2 Series .....All Year

B	D	P	R	PART NO.
3	7 1/4	6	R	6001-073-06-P



6001-073-06-P

**7.5~10 Horsepower ( Pin Drive )**

BF 7.5.....78~87 BF 8.....87~99 BF 100 (10HP).....All Years

**AMITA 3 Aluminum 3 blade Rubber Hub**

B	D	P	R	PART NO.
3	9	10	R	2111-090-10P
3	9.25	11	R	2111-093-11P



Rubber Hub: POA-RB2  
P/N: 1798102

**A 8~20 Horsepower / 2-1/2" Gearcase ( 8 Tooth SPLINE & THRU HUB EXHAUST )**

BF 8 HP ..... 00 ~

BF 15 HP..... 91 ~

BF 9.9 HP ..... 88 ~

BF 20 HP..... 03 ~

**AMITA 3 Aluminum 3 blade Rubber Hub**

B	D	P	R	PART NO.
3	9.25	7	R	3111-093-07
3	9.25	8	R	3111-093-08
3	9.25	9	R	3111-093-09
3	9.25	10	R	3111-093-10
3	9.25	11	R	3111-093-11
3	9.25	12	R	3111-093-12

**AMITA 4 Aluminum 4 blade Rubber Hub**

B	D	P	R	PART NO.
4	9.25	7	R	3113-093-07
4	9.25	8	R	3113-093-08
4	9.25	9	R	3113-093-09
4	9.25	10	R	3113-093-10
4	9.25	11	R	3113-093-11

**AMITA 4 Aluminum 4 blade Rubber Hub**

B	D	P	R	PART NO.
4	10	5	R	3113-100-05
4	10	7	R	3113-100-07



3111-093-10



3113-093-10



3113-100-07

**High Thrust Propeller**

Excellent forward and reverse thrust.  
Ideal for kicker/auxiliary engines with heavy loads

Thrust Washer (1/1pack)	Spacer (1/1pack)	Washer (2/1pack)	Nut (1/1pack)	Coller Pin (4/1pack)
HATW	N/A	YAWS	YANT	Apin(1 1/8")

KITS part #: 17061501

*Prop hardware for pressed in hub propeller.*

\* Required hardware to install propeller that SOLAS makes in hub A series propeller.

**B 25~30 Horsepower / 3" Gearcase ( 10 Tooth SPLINE & THRU HUB EXHAUST )**

BF 25 HP ..... 94 ~

BF 30 HP ..... 95 ~

**AMITA 3 Aluminum 3 blade Rubber Hub**

B	D	P	R	PART NO.
3	9.9	9	R	5211-099-09
3	9.9	10	R	5211-099-10
3	9.9	11	R	5211-099-11
3	9.9	12	R	5211-099-12
3	9.9	13	R	5211-099-13
3	9.9	14	R	5211-099-14

**AMITA 4 Aluminum 4 blade Rubber Hub**

B	D	P	R	PART NO.
4	10.2	11	R	5213-102-11
4	10.1	12	R	5213-101-12
4	10	13	R	5213-100-13
4	10	14	R	5213-100-14

Thrust Washer (1/1pack)	Spacer (1/1pack)	Washer (2/1pack)	Nut (1/1pack)	Coller Pin (4/1pack)
HBTW	N/A	YBWS	YBNT	Apin(1 1/8")

KITS part #: 17062501

*Prop hardware for pressed in hub propeller.*

\* Required hardware to install propeller that SOLAS makes in hub C series propeller.



5211-099-11



5213-100-13

\* Check with engine manufacturer for complete prop hardware listings. SOLAS does not make all hardware required for all motors made.

**C 35~60 Horsepower / 3-1/4" Gearcase (13 Tooth SPLINE & THRU HUB EXHAUST)**

BF 35 HP ..... 91 ~ 94  
BF 40 HP ..... 95 ~  
BF 45 HP ..... 91 ~ 94

BF 50/50A HP ..... 95 ~  
BF 60 ..... 10 ~

**NEW SATURN PROP** Stainless steel 3 blade Rubber Hub

B	D	P	R	PART NO.
3	12	8	R	3331-120-08
3	12	9	R	3331-120-09
3	11 7/8	10	R	3331-119-10
3	11 5/8	11	R	3331-116-11
3	11 3/8	12	R	3331-114-12
3	11 1/8	13	R	3331-111-13
3	11 1/8	14	R	3331-111-14
3	11	15	R	3331-110-15

**SATURN PROP** Stainless steel 3 blade Rubber Hub

B	D	P	R	PART NO.
3	12 1/4	9	R	3321-123-09
3	11 3/4	11	R	3321-118-11
3	11 1/2	12	R	3321-115-12
3	11 1/8	13	R	3321-111-13
3	11 1/8	14	R	3321-111-14
3	11	15	R	3321-110-15

Thrust Washer (1/1pack)	Spacer (1/1pack)	Washer (2/2pack)	Nut (1/1pack)	Coller Pin (4/4pack)
HCTW	YCSP	YDWS	YCNT	CPin(1 1/2")

KITS part #: 17063501

*Prop hardware for pressed in hub propeller.*

\* Required hardware to install propeller that SOLAS makes in hub C series propeller.



3331-110-15



3321-111-13

**D 60~130 Horsepower / 4-1/4" Gearcase (15 Tooth SPLINE & THRU HUB EXHAUST)**

BFP 60 HP ..... 10 ~  
BF 75 HP ..... 95 ~  
BF 90 HP ..... 95 ~

BF 115 HP ..... 98 ~ 10  
BF 130 HP ..... 98 ~ 04

**NEW SATURN PROP** Stainless steel 3 blade Rubber Hub

B	D	P	R	PART NO.
3	14	11	R	6431-140-11
3	13 3/4	13	R	6431-138-13
3	13 3/4	13	L	6432-138-13
3	13 1/2	15	R	6431-135-15
3	13 1/2	15	L	6432-135-15
3	13 1/4	17	R	6431-133-17
3	13 1/4	17	L	6432-133-17
3	13	19	R	6431-130-19
3	13	19	L	6432-130-19
3	13	21	R	6431-130-21

**TITAN PROP** Stainless steel 3 blade Rubber Hub

B	D	P	R	PART NO.
3	13 3/4	13	R	6441-138-13
3	13 3/4	13	L	6442-138-13
3	13 3/4	15	R	6441-138-15
3	13 3/4	15	L	6442-138-15
3	13 1/4	17	R	6441-133-17
3	13 1/4	17	L	6442-133-17
3	13 1/4	19	R	6441-133-19
3	13 1/4	19	L	6442-133-19

**HRTITAN4 PROP** Stainless steel 4 blade Rubber Hub

B	D	P	R	PART NO.
4	13 1/2	13	R	6453-135-13
4	13 1/4	15	R	6453-133-15
4	13	17	R	6453-130-17
4	13	19	R	6453-130-19
4	13	21	R	6453-130-21



6431-133-17



6441-133-17



6453-130-19

Thrust Washer (1/1pack)	Spacer (1/1pack)	Washer (2/2pack)	Nut (1/1pack)	Coller Pin (4/4pack)
HDTW		YDWS	YENT	EPIN
D	Installed on Prop			

KITS part #: 17064501

*Prop hardware for pressed in hub propeller.*

\* Required hardware to install propeller that SOLAS makes in hub D series propeller.



**C 35~60 Horsepower / 3-1/4" Gearcase (13 Tooth SPLINE & THRU HUB EXHAUST)**

BF 35 HP ..... 91 ~ 94  
BF 40 HP ..... 95 ~  
BF 45 HP ..... 91 ~ 94

BF 50/50A HP ..... 95 ~  
BF 60 ..... 10 ~

**AMITA 3 Aluminum 3 blade Rubber Hub**

B	D	P	R	PART NO.
3	12.2	7	R	3311-122-07
3	12.2	8	R	3311-122-08
3	12.1	9	R	3311-121-09
3	11.8	10	R	3311-118-10
3	11.6	11	R	3311-116-11
3	11.4	12	R	3311-114-12
3	11.1	13	R	3311-111-13
3	11.1	14	R	3311-111-14
3	11	15	R	3311-110-15
3	11	16	R	3311-110-16
3	11	17	R	3311-110-17

**AMITA 3-C Plus Rubber Hub**

B	D	P	R	PART NO.
3	12	10	R	3311- 120- 10
3	11.8	11	R	3311- 118- 11
3	11.6	12	R	3311- 116- 12
3	11.6	13	R	3311- 116- 13
3	11.6	14	R	3311- 116- 14
3	11.4	15	R	3311- 114- 15
3	11.4	16	R	3311- 114- 16

**AMITA 4 Aluminum 4 blade Rubber Hub**

B	D	P	R	PART NO.
4	11.8	9	R	3313-118-09
4	11.4	10	R	3313-114-10
4	11.1	11	R	3313-111-11
4	10.8	12	R	3313-108-12
4	10.5	13	R	3313-105-13
4	10.5	14	R	3313-105-14



Thrust Washer (1/pack)	Spacer (1/pack)	Washer (2/pack)	Nut (1/pack)	Cotter Pin (4/pack)
HCTW	YCSP	YDWS	YCNT	Cpin(1 1/2")
KITS part # : 17063501				

*Prop hardware for pressed in hub propeller.*

\* Required hardware to install propeller that SOLAS makes in hub C series propeller.

**D 60~130 Horsepower / 4-1/4" Gearcase (15 Tooth SPLINE & THRU HUB EXHAUST)**

BFP 60 HP..... 10 ~  
BF 75 HP ..... 95 ~  
BF 90 HP ..... 95 ~

BF 115 HP ..... 98 ~ 10  
BF 130 HP ..... 98 ~ 04  
BF 80 HP ..... 13 ~

BF 100 HP ..... 13 ~

**AMITA 3 Aluminum 3 blade Rubber Hub**

B	D	P	R	PART NO.
3	14	9	R	6411-140-09
3	14	11	R	6411-140-11
3	13.75	13	R	6411-138-13
3	13.75	13	L	6412-138-13
3	13.5	14	R	6411-135-14
3	13.5	15	R	6411-135-15
3	13.5	15	L	6412-135-15
3	13.5	16	R	6411-135-16
3	13.25	17	R	6411-133-17
3	13.25	17	L	6412-133-17
3	13.25	18	R	6411-133-18
3	13	19	R	6411-130-19
3	13	21	R	6411-130-21

**AMITA 3 Aluminum 3 blade Rubber Hub**

B	D	P	R	PART NO.
3	13.2	19	R	6411- 132- 19
3	13.2	21	R	6411- 132- 21

**AMITA 4 Aluminum 4 blade Rubber Hub**

B	D	P	R	PART NO.
4	13.25	13	R	6413- 133- 13
4	13	15	R	6413- 130- 15
4	12.75	17	R	6413- 128- 17
4	12.5	19	R	6413- 125- 19
4	12.5	21	R	6413- 125- 21



Thrust Washer (1/pack)	Spacer (1/pack)	Washer (2/pack)	Nut (1/pack)	Cotter Pin (4/pack)
HDTW		YDWS	YENT	EPIN
Installed on Prop				
KITS part # : 17064501				

*Prop hardware for pressed in hub propeller.*

\* Required hardware to install propeller that SOLAS makes in hub D series propeller.

**E 115~250 Horsepower / 4-3/4" Gearcase (15 Tooth SPLINE & THRU HUB EXHAUST)**

BF 115 HP .....11 ~                      150 HP ..... 04 ~                      225 HP ..... 02 ~  
 BF 135 HP .....04 ~                      200 HP ..... 02 ~                      250 HP.....12 ~

**NEW SATURN PROP** Stainless steel 3 blade Rubber Hub

B	D	P	R	PART NO.
3	14 1/2	15	R	1531-145-15
3	14 1/2	15	L	1532-145-15
3	14 1/4	17	R	1531-143-17
3	14 1/4	17	L	1532-143-17
3	14	19	R	1531-140-19
3	14	19	L	1532-140-19
3	14	21	R	1531-140-21
3	14	21	L	1532-140-21
3	14	23	R	1531-140-23
3	14	23	L	1532-140-23
3	14	25	R	1531-140-25

**NEW SATURN-E Plus**  
Suggested for 135 ~ 150 HP Motors for Heavy Boat

3	15 5/8	11	R	1531-156-11
3	15 5/8	13	R	1531-156-13
3	15 5/8	13	L	1532-156-13

**HR TITAN3 PROP** Stainless steel 3 blade Rubber Hub

B	D	P	R	PART NO.
3	15	14	R	1551-150-14
3	15	14	L	1552-150-14
3	14 3/4	16	R	1551-148-16
3	14 3/4	16	L	1552-148-16
3	14 3/4	17	R	1551-148-17
3	14 3/4	17	L	1552-148-17
3	14 3/4	18	R	1551-148-18
3	14 3/4	18	L	1552-148-18
3	14 3/4	19	R	1551-148-19
3	14 3/4	19	L	1552-148-19
3	14 3/4	20	R	1551-148-20
3	14 3/4	20	L	1552-148-20
3	14 1/2	21	R	1551-145-21
3	14 1/2	21	L	1552-145-21
3	14 1/4	22	R	1551-143-22
3	14 1/4	22	L	1552-143-22
3	14	24	R	1551-140-24
3	14	24	L	1552-140-24

**HR TITAN4 PROP** Stainless steel 4 blade Rubber Hub

B	D	P	R	PART NO.
4	14 1/2	15	R	1553-145-15
4	14 1/2	15	L	1554-145-15
4	14 1/4	17	R	1553-143-17
4	14 1/4	17	L	1554-143-17
4	14 1/8	18	R	1553-141-18
4	14 1/8	18	L	1554-141-18
4	14 1/8	19	R	1553-141-19
4	14 1/8	19	L	1554-141-19
4	14	20	R	1553-140-20
4	14	20	L	1554-140-20
4	14	21	R	1553-140-21
4	14	21	L	1554-140-21
4	14	22	R	1553-140-22
4	14	22	L	1554-140-22
4	14	23	R	1553-140-23
4	14	23	L	1554-140-23
4	14	25	R	1553-140-25
4	14	25	L	1554-140-25
4	14	27	R	1553-140-27

**LEXOR** Stainless steel 3 blade Rubber Hub

B	D	P	R	PART NO.
3	15 3/4	15	R	1571-158-15
3	15 3/4	15	L	1572-158-15
3	15 5/8	16	R	1571-156-16
3	15 5/8	16	L	1572-156-16
3	15 1/2	17	R	1571-155-17
3	15 1/2	17	L	1572-155-17
3	15 3/8	18	R	1571-154-18
3	15 3/8	18	L	1572-154-18
3	15 1/4	19	R	1571-153-19
3	15 1/4	19	L	1572-153-19
3	15 1/8	20	R	1571-151-20
3	15 1/8	20	L	1572-151-20
3	15	21	R	1571-150-21
3	15	21	L	1572-150-21
3	14 7/8	22	R	1571-149-22
3	14 7/8	22	L	1572-149-22
3	14 3/4	23	R	1571-148-23
3	14 3/4	23	L	1572-148-23
3	14 1/2	25	R	1571-145-25
3	14 1/2	25	L	1572-145-25
3	14 1/2	27	R	1571-145-27
3	14 1/2	27	L	1572-145-27

**Scorpion** Stainless steel 3 blade Rubber Hub

Check the RUBEX chart  
**S3 Prop for SCORPION.**  
[www.rubexprops.com](http://www.rubexprops.com)



Thrust Washer (1 pack)	Spacer (1 pack)	Washer (2 packs)	Nut (1 pack)	Cotter Pin (1 pack)
HETW	HESP	N/A	YENT	EPIN
KITS part # : 17065501				

Prop hardware for pressed in hub propeller.

\* Required hardware to install propeller that SOLAS makes in hub E series propeller.

\* Check with engine manufacturer for complete prop hardware listings. SOLAS does not make all hardware required for all motors made.

**E 115~250 Horsepower / 4-3/4" Gearcase (15 Tooth SPLINE & THRU HUB EXHAUST)**

BF 115 HP .....11 ~  
BF 135 HP .....04 ~

150 HP ..... 04 ~  
200 HP ..... 02 ~

225 HP ..... 02 ~  
250 HP.....12 ~

**AMITA 3 Aluminum 3 blade Rubber Hub**

B	D	P	R	PART NO.
3	15.5	13	R	1511-155-13
3	15	15	R	1511-150-15
3	15	15	L	1512-150-15
3	14.8	17	R	1511-148-17
3	14.8	17	L	1512-148-17
3	14.5	19	R	1511-145-19
3	14.5	19	L	1512-145-19
3	14.3	21	R	1511-143-21
3	14.3	21	L	1512-143-21
3	14.2	23	R	1511-142-23
3	14.2	23	L	1512-142-23

**AMITA 3-E Plus Aluminum 3 blade Plus Rubber Hub**

B	D	P	R	PART NO.
3	16	13	R	1511-160-13
3	15.8	15	R	1511-158-15
3	15.8	15	L	1512-158-15
3	15.5	17	R	1511-155-17
3	15.5	17	L	1512-155-17
3	15.3	19	R	1511-153-19
3	15.3	19	L	1512-153-19
3	15.3	21	R	1511-153-21
3	15.3	21	L	1512-153-21
3	15.3	23	R	1511-153-23

**AMITA 4 Aluminum 4 blade Rubber Hub**

B	D	P	R	PART NO.
4	14.75	15	R	1513-148-15
4	14.75	15	L	1514-148-15
4	14.5	17	R	1513-145-17
4	14.5	17	L	1514-145-17
4	14.25	19	R	1513-143-19
4	14.25	19	L	1514-143-19
4	14	21	R	1513-140-21
4	14	21	L	1514-140-21
4	14	23	R	1513-140-23



1511-143-21



1511-153-19



1513-140-21

Thrust Washer (1pack)	Spacer (1pack)	Washer (2pack)	Nut (1pack)	Cotter Pin (4pack)
HETW	HESP	N/A	YENT	EPIN

KITS part # : 17065501

*Prop hardware for pressed in hub propeller.*

\* Required hardware to install propeller that SOLAS makes in hub E series propeller.

\* Check with engine manufacturer for complete prop hardware listings. SOLAS does not make all hardware required for all motors made.

## Volvo Penta Aquamatic SP Stern Drive

### E Aquamatic ( Long Hub) 17 Tooth Spline

AQ 280  
AQ 290

#### **SATURN PROP** Stainless steel 4 blade Rubber Hub

B	D	P	R	PART NO.
4	15 1/2	15	R	8823-155-15
4	15 1/2	15	L	8824-155-15
4	15 1/2	17	R	8823-155-17
4	15 1/2	17	L	8824-155-17
4	15 1/2	19	R	8823-155-19
4	15 1/2	19	L	8824-155-19



8823-155-19

#### **NEW SATURN PROP** Stainless steel 3 blade Rubber Hub

B	D	P	R	PART NO.
3	15	15	R	8831-150-15
3	15	15	L	8832-150-15
3	15	17	R	8831-150-17
3	15	17	L	8832-150-17
3	15	19	R	8831-150-19
3	15	19	L	8832-150-19
3	15	21	R	8831-150-21
3	15	21	L	8832-150-21



8831-150-19


#### **TITAN PROP** Stainless steel 3 blade Rubber Hub

B	D	P	R	PART NO.
3	15 5/8	15	R	8841-156-15
3	15 5/8	15	L	8842-156-15
3	15 5/8	17	R	8841-156-17
3	15 5/8	17	L	8842-156-17
3	15 5/8	19	R	8841-156-19
3	15 5/8	19	L	8842-156-19
3	15 5/8	21	R	8841-156-21
3	15 5/8	21	L	8842-156-21
3	15 5/8	23	R	8841-156-23
3	15 5/8	23	L	8842-156-23

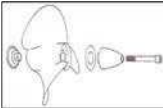


8841-156-21

Standard Hub Installation



Long Hub Installation




## OMC, Volvo Penta SX Drive

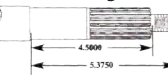
### E SX Drive ( 19 Tooth Spline )

3.0 L, 4.3 L, 5.0L, 5.7L, 5.8L, 7.4L, 8.2L

VOLVO Standard Shaft



VOLVO Long Shaft



	Titan Propeller (3-blade)	Saturn Propeller (3-blade)	Hubber (3-blade)	Hub (3-blade)	Center Pin (3-blade)
E	Original VOLVO Part	Original VOLVO Part	Original VOLVO Part	Original VOLVO Part	Original VOLVO Part

*Prop hardware for pressed in hub propeller.*

#### **HRTITAN 3 PROP** Stainless steel 3 blade Rubber Hub

B	D	P	R	PART NO.
3	15	14	R	8651-150-14
3	15	14	L	8652-150-14
3	14 3/4	16	R	8651-148-16
3	14 3/4	16	L	8652-148-16
3	14 3/4	17	R	8651-148-17
3	14 3/4	17	L	8652-148-17
3	14 3/4	18	R	8651-148-18
3	14 3/4	18	L	8652-148-18
3	14 3/4	19	R	8651-148-19
3	14 3/4	19	L	8652-148-19
3	14 3/4	20	R	8651-148-20
3	14 3/4	20	L	8652-148-20
3	14 1/2	21	R	8651-145-21
3	14 1/2	21	L	8652-145-21
3	14 1/4	22	R	8651-143-22
3	14 1/4	22	L	8652-143-22
3	14	24	R	8651-140-24
3	14	24	L	8652-140-24

#### **HRTITAN 4 PROP** Stainless steel 4 blade Rubber Hub

B	D	P	R	PART NO.
4	14 1/2	15	R	8653-145-15
4	14 1/2	15	L	8654-145-15
4	14 1/4	17	R	8653-143-17
4	14 1/4	17	L	8654-143-17
4	14 1/8	18	R	8653-141-18
4	14 1/8	18	L	8654-141-18
4	14 1/8	19	R	8653-141-19
4	14 1/8	19	L	8654-141-19
4	14	20	R	8653-140-20
4	14	20	L	8654-140-20
4	14	21	R	8653-140-21
4	14	21	L	8654-140-21
4	14	22	R	8653-140-22
4	14	22	L	8654-140-22
4	14	23	R	8653-140-23
4	14	23	L	8654-140-23
4	14	25	R	8653-140-25
4	14	25	L	8654-140-25
4	14	27	R	8653-140-27



8651-148-19



8653-140-21

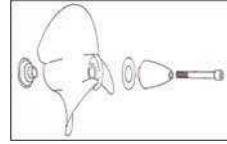
\* Check with engine manufacturer for complete prop hardware listings. SOLAS does not make all hardware required for all motors made.

**Volvo Penta Aquamatic SP Stern Drive**

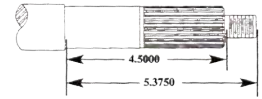
**E Aquamatic ( Long Hub) 17 Tooth Spline**

AQ 280  
AQ 290

Long Hub Installation



VOLVO Long Shaft



**AMITA 3 Aluminum 3 blade Rubber Hub**

B	D	P	R	PART NO.
3	15,5	13	R	8811-155-13
3	15	15	R	8811-150-15
3	15	15	L	8812-150-15
3	14,8	17	R	8811-148-17
3	14,8	17	L	8812-148-17
3	14,5	19	R	8811-145-19
3	14,5	19	L	8812-145-19
3	14,3	21	R	8811-143-21
3	14,3	21	L	8812-143-21
3	14,2	23	R	8811-142-23
3	14,2	23	L	8812-142-23

**AMITA 3-E Plus Aluminum 3 blade Rubber Hub**

B	D	P	R	PART NO.
3	16	13	R	8811-160-13
3	15,8	15	R	8811-158-15
3	15,8	15	L	8812-158-15
3	15,5	17	R	8811-155-17
3	15,5	17	L	8812-155-17
3	15,3	19	R	8811-153-19
3	15,3	19	L	8812-153-19
3	15,3	21	R	8811-153-21
3	15,3	21	L	8812-153-21


**AMITA 4 Aluminum 4 blade Rubber Hub**

B	D	P	R	PART NO.
4	14,75	15	R	8813-148-15
4	14,75	15	L	8814-148-15
4	14,5	17	R	8813-145-17
4	14,5	17	L	8814-145-17
4	14,25	19	R	8813-143-19
4	14,25	19	L	8814-143-19
4	14	21	R	8813-140-21
4	14	21	L	8814-140-21
4	14	23	R	8813-140-23

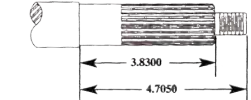
8811-153-19



Standard Hub Installation



VOLVO Standard Shaft



**E Aquamatic ( Standard Hub )(Short Hub) 17 Tooth Spline**

**AMITA 3 Aluminum 3 blade Rubber Hub**

B	D	P	R	PART NO.
3	15	15	L	8712-150-15
3	14,8	17	L	8712-148-17
3	14,5	19	L	8712-145-19
3	14,3	21	L	8712-143-21

**AMITA 3-E Plus Aluminum 3 blade Rubber Hub**

B	D	P	R	PART NO.
3	15,8	15	L	8712-158-15
3	15,5	17	L	8712-155-17
3	15,3	19	L	8712-153-19
3	15,3	21	L	8712-153-21

**AMITA 4 Aluminum 4 blade Rubber Hub**

B	D	P	R	PART NO.
4	14,75	15	L	8714-148-15
4	14,5	17	L	8714-145-17
4	14,25	19	L	8714-143-19
4	14	21	L	8714-140-21

8712-153-19



**OMC, Volvo Penta SX Drive**

**E SX Drive ( 19 Tooth Spline )**

3.0 L, 4.3 L, 5.0L, 5.7L, 5.8L, 7.4L, 8.2L

	Total Washer (Feet)	Spacer (Feet)	Washer (Feet)	Pin (Feet)	Center Pin (Feet)
E	Original VOLVO Part	Original VOLVO Part	Original VOLVO Part	Original VOLVO Part	Original VOLVO Part

*Prop hardware for pressed in hub propeller.*

**AMITA 3 Aluminum 3 blade Rubber Hub**

B	D	P	R	PART NO.
3	15,5	13	R	8611-155-13
3	15	15	R	8611-150-15
3	15	15	L	8612-150-15
3	14,8	17	R	8611-148-17
3	14,8	17	L	8612-148-17
3	14,5	19	R	8611-145-19
3	14,5	19	L	8612-145-19
3	14,3	21	R	8611-143-21
3	14,3	21	L	8612-143-21
3	14,2	23	R	8611-142-23
3	14,2	23	L	8612-142-23

**AMITA 3-E Plus Aluminum 3 blade Rubber Hub**

B	D	P	R	PART NO.
3	16	13	R	8611-160-13
3	15,8	15	R	8611-158-15
3	15,8	15	L	8612-158-15
3	15,5	17	R	8611-155-17
3	15,5	17	L	8612-155-17
3	15,3	19	R	8611-153-19
3	15,3	19	L	8612-153-19
3	15,3	21	R	8611-153-21
3	15,3	21	L	8612-153-21

**AMITA 4 Aluminum 4 blade Rubber Hub**

B	D	P	R	PART NO.
4	14,75	15	R	8613-148-15
4	14,75	15	L	8614-148-15
4	14,5	17	R	8613-145-17
4	14,5	17	L	8614-145-17
4	14,25	19	R	8613-143-19
4	14,25	19	L	8614-143-19
4	14	21	R	8613-140-21
4	14	21	L	8614-140-21
4	14	23	R	8613-140-23



8611-143-21



8611-153-19



8613-140-21

\* Check with engine manufacturer for complete prop hardware listings. SOLAS does not make all hardware required for all motors made.

**Volvo Penta Dual Props** (Front 27 Tooth Spline; Rear 19 Tooth Spline)

DP 280, DP 290

**Aluminum Propellers**

Aluminum 3 blade  
Rubber Hub

**Front propeller**

B	D	P		PART NO.
3	15.5	17	Front	8512-155-17
3	15.3	19	Front	8512-153-19
3	15.3	21	Front	8512-153-21



Front propeller

Aluminum 4 blade  
Rubber Hub

**Rear propeller**

B	D	P		PART NO.
4	13.75	17	Rear	8513-138-17
4	13.75	19	Rear	8513-138-19
4	13.75	21	Rear	8513-138-21



Rear propeller

**Stainless Steel Propellers**

Stainless steel 3 blade  
Rubber Hub

**Front propeller**

B	D	P		PART NO.
3	15	15	Front	8532-150-15
3	15	17	Front	8532-150-17
3	15	19	Front	8532-150-19
3	15	21	Front	8532-150-21
3	15.5	23	Front	8532-155-23
3	15.5	25	Front	8532-155-25



Front propeller

Stainless steel 3 blade  
Rubber Hub

**Rear propeller**

B	D	P		PART NO.
3	13.9	15	Rear	8551-139-15
3	13.9	17	Rear	8551-139-17
3	13.9	19	Rear	8551-139-19
3	13.9	21	Rear	8551-139-21
3	13.9	23	Rear	8551-139-23
3	13.9	25	Rear	8551-139-25



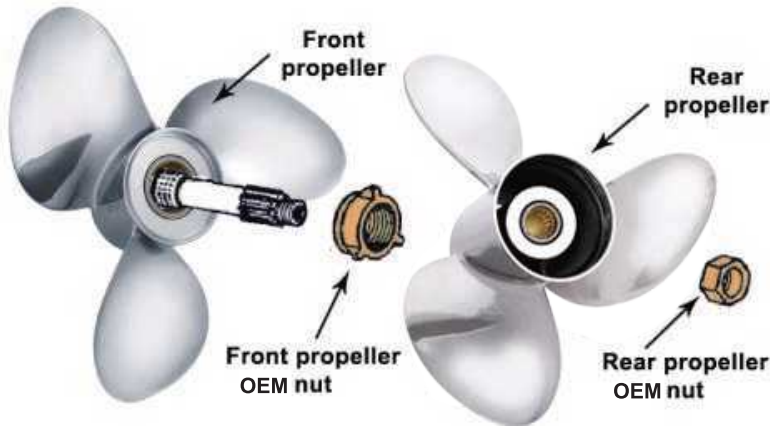
Rear propeller

	Hub Washer (Front)	Spacer (Rear)	Washer (Rear)	Pin (Rear)	Center Pin (Rear)
E	Original VOLVO Part	Original VOLVO Part	Original VOLVO Part	Original VOLVO Part	Original VOLVO Part

*Prop hardware for pressed in hub propeller.*

\* Check with engine manufacturer for complete prop hardware listings. SOLAS does not make all hardware required for all motors made.

Volvo Penta Dual Props



**Volvo Penta  
A ,B & C Series  
DP280,290  
Drive**



Aluminum Props



Stainless Steel Props

Volvo Dual Props may require special tools to install. This prop requires OEM hardware to install. Please consult OEM manual for proper installation and for torque specs.

Application Chart		
Volvo Part#	Front propellers	Rear propellers
A3	8512-155-17	8513-138-17
A4	8512-155-17	8513-138-19
A5	8512-153-19	8513-138-19
A6	8512-153-19	8513-138-21
A7	8512-153-21	8513-138-21
B3	8512-155-17	8513-138-17
B4	8512-153-19	8513-138-19
B5	8512-153-19	8513-138-21
B6	8512-153-21	8513-138-21
C2	8532-150-15	8551-139-15
C3	8532-150-17	8551-139-17
C4	8532-150-19	8551-139-19
C5	8532-150-19	8551-139-21
C6	8532-150-21	8551-139-21
C7	8532-155-23	8551-139-23
	8532-155-25	8551-139-25

\* Check with engine manufacturer for complete prop hardware listings. SOLAS does not make all hardware required for all motors made.

**A 9.9~15 Horsepower ( 8 Tooth Spline & Thru Hub Exhaust )**

F9.9/15

T9.9/15

**SATURN PROP** Stainless steel 3 blade Rubber Hub

B	D	P	R	PART NO.
3	9 1/4	7	R	3121-093-07
3	9 1/4	8	R	3121-093-08
3	9 1/4	9	R	3121-093-09
3	9 1/4	10	R	3121-093-10
3	9 1/4	11	R	3121-093-11
3	9 1/4	12	R	3121-093-12



3121-093-09

**B 20~30 Horsepower ( 10 Tooth Spline & Thru Hub Exhaust )**

F20/25

T20/25/30

**NEW SATURN PROP** Stainless steel 3 blade Rubber Hub

B	D	P	R	PART NO.
3	10 3/4	10	R	3231-108-10
3	10 1/2	11	R	3231-105-11
3	10 1/4	12	R	3231-103-12
3	10 1/8	13	R	3231-101-13
3	10	14	R	3231-100-14
3	10	15	R	3231-100-15

**SATURN PROP** Stainless steel 3 blade Rubber Hub

B	D	P	R	PART NO.
3	10	8	R	3221-100-08
3	10	9	R	3221-100-09
3	10	10	R	3221-100-10
3	10	11	R	3221-100-11
3	10	12	R	3221-100-12
3	10	13	R	3221-100-13

**NEW SATURN PROP** Stainless steel blade Rubber Hub

B	D	P	R	PART NO.
4	10	9	R	3233-100-09
4	10	10	R	3233-100-10

**HR TITAN 4 PROP** Stainless steel 4 blade Rubber Hub

B	D	P	R	PART NO.
4	10	10	R	3253-100-10
4	10	11	R	3253-100-11
4	10	12	R	3253-100-12



3231-101-13



3221-100-10



3253-100-11

\* Check with engine manufacturer for complete prop hardware listings. SOLAS does not make all hardware required for all motors made.



**2.5/ 5 Horsepower ( 9 Tooth Spline & Thru Hub Exhaust; Spline Drive )**

F2.6

F4/5

T2.5/3.6

**AMITA 3** Aluminum 3 blade  
Rubber Hub

B	D	P	R	PART NO.
3	7.25	5	R	3011-073-05S
3	7.5	7	R	3011-075-07S



3011-073-05S

**8 6~8 Horsepower  
( 7 Tooth Spline & Thru Hub Exhaust )**

F6/8/9.8

**AMITA 3** Aluminum 3 blade  
Rubber Hub

B	D	P	R	PART NO.
3	8.5	7	R	3011-085-07
3	8.5	8	R	3011-085-08
3	8.5	9	R	3011-085-09



3011-085-08

**8 4 ~ 9.8 Horsepower  
( 12 Tooth Spline & Thru Hub Exhaust )**

T4/5/5.8

T6/8/9.8

**AMITA 3** Aluminum 3 blade  
Rubber Hub

B	D	P	R	PART NO.
3	7.8	7	R	5011-078-07
3	7.8	8	R	5011-078-08
3	7.8	9	R	5011-078-09

**AMITA 3** Aluminum 3 blade  
Rubber Hub

B	D	P	R	PART NO.
3	8.5	7	R	5011-085-07
3	8.5	8	R	5011-085-08
3	8.5	9	R	5011-085-09



5011-078-09



5011-085-08

**A 9.9~15 Horsepower ( 8 Tooth Spline & Thru Hub Exhaust )**

F9.9/15

T9.9/15

**AMITA 3** Aluminum 3 blade  
Rubber Hub

B	D	P	R	PART NO.
3	9.25	7	R	3111-093-07
3	9.25	8	R	3111-093-08
3	9.25	9	R	3111-093-09
3	9.25	10	R	3111-093-10
3	9.25	11	R	3111-093-11
3	9.25	12	R	3111-093-12

**AMITA 4** Aluminum 4 blade  
Rubber Hub

B	D	P	R	PART NO.
4	9.25	7	R	3113-093-07
4	9.25	8	R	3113-093-08
4	9.25	9	R	3113-093-09
4	9.25	10	R	3113-093-10
4	9.25	11	R	3113-093-11



3111-093-10



3113-093-10

**B 20~30 Horsepower ( 10 Tooth Spline & Thru Hub Exhaust )**

F20/25

T20/25/30

**AMITA 3** Aluminum 3 blade  
Rubber Hub

B	D	P	R	PART NO.
3	9.9	9	R	3211-099-09
3	9.9	10	R	3211-099-10
3	9.9	11	R	3211-099-11
3	9.9	12	R	3211-099-12
3	9.9	13	R	3211-099-13

**AMITA 4** Aluminum 4 blade  
Rubber Hub

B	D	P	R	PART NO.
4	10.2	11	R	3213-102-11
4	10.1	12	R	3213-101-12
4	10	13	R	3213-100-13
4	10	14	R	3213-100-14
4	10	15	R	3213-100-15



3211-099-12



3213-100-13

\* Check with engine manufacturer for complete prop hardware listings. SOLAS does not make all hardware required for all motors made.

**C 35~40 Horsepower ( 13 Tooth Spline & Thru Hub Exhaust )**

T35/40

**NEW SATURN PROP** Stainless steel 3 blade Rubber Hub

B	D	P	R	PART NO.
3	12	8	R	3331-120-08
3	12	9	R	3331-120-09
3	11 7/8	10	R	3331-119-10
3	11 5/8	11	R	3331-116-11
3	11 3/8	12	R	3331-114-12
3	11 1/8	13	R	3331-111-13
3	11 1/8	14	R	3331-111-14
3	11	15	R	3331-110-15



3331-110-15

**SATURN PROP** Stainless steel 3 blade Rubber Hub

B	D	P	R	PART NO.
3	12 1/4	9	R	3321-123-09
3	11 3/4	11	R	3321-118-11
3	11 1/2	12	R	3321-115-12
3	11 1/8	13	R	3321-111-13
3	11 1/8	14	R	3321-111-14
3	11	15	R	3321-110-15



3321-111-13

**D 75~90 Horsepower ( 15 Tooth Spline & Thru Hub Exhaust )**

T75/85/90

**NEW SATURN PROP** Stainless steel 3 blade Rubber Hub

B	D	P	R	PART NO.
3	14	11	R	3431-140-11
3	13 3/4	13	R	3431-138-13
3	13 3/4	13	L	3432-138-13
3	13 1/2	15	R	3431-135-15
3	13 1/2	15	L	3432-135-15
3	13 1/4	17	R	3431-133-17
3	13 1/4	17	L	3432-133-17
3	13	19	R	3431-130-19
3	13	19	L	3432-130-19
3	13	21	R	3431-130-21



3431-133-17

**TITAN PROP** Stainless steel 3 blade Rubber Hub

B	D	P	R	PART NO.
3	13 3/4	13	R	3441-138-13
3	13 3/4	13	L	3442-138-13
3	13 3/4	15	R	3441-138-15
3	13 3/4	15	L	3442-138-15
3	13 1/4	17	R	3441-133-17
3	13 1/4	17	L	3442-133-17
3	13 1/4	19	R	3441-133-19
3	13 1/4	19	L	3442-133-19



3441-133-17

**HR TITAN 4 PROP** Stainless steel 4 blade Rubber Hub

B	D	P	R	PART NO.
4	13 1/2	13	R	3453-135-13
4	13 1/2	13	L	3454-135-13
4	13 1/4	15	R	3453-133-15
4	13 1/4	15	L	3454-133-15
4	13	17	R	3453-130-17
4	13	17	L	3454-130-17
4	13	19	R	3453-130-19
4	13	19	L	3454-130-19
4	13	21	R	3453-130-21
4	13	21	L	3454-130-21



3453-130-17

\* Check with engine manufacturer for complete prop hardware listings. SOLAS does not make all hardware required for all motors made.

**C 35~40 Horsepower ( 13 Tooth Spline & Thru Hub Exhaust )**

T35/40

**AMITA 3 Aluminum 3 blade Rubber Hub**

B	D	P	R	PART NO.
3	12.2	7	R	3311-122-07
3	12.2	8	R	3311-122-08
3	12.1	9	R	3311-121-09
3	11.6	11	R	3311-116-11
3	11.4	12	R	3311-114-12
3	11.1	13	R	3311-111-13
3	11.1	14	R	3311-111-14
3	11	15	R	3311-110-15
3	11	16	R	3311-110-16
3	11	17	R	3311-110-17

**AMITA 3-C Plus Aluminum 3 blade Plus Rubber Hub**

B	D	P	R	PART NO.
3	12	10	R	3311-120-10
3	11.8	11	R	3311-118-11
3	11.6	12	R	3311-116-12
3	11.6	13	R	3311-116-13
3	11.6	14	R	3311-116-14
3	11.4	15	R	3311-114-15
3	11.4	16	R	3311-114-16

**AMITA 4 Aluminum 4 blade Rubber Hub**

B	D	P	R	PART NO.
4	11.8	9	R	3313-118-09
4	11.4	10	R	3313-114-10
4	11.1	11	R	3313-111-11
4	10.8	12	R	3313-108-12
4	10.5	13	R	3313-105-13
4	10.5	14	R	3313-105-14



3311-110-15



3311-116-13



3313-105-14

**D 75~90 Horsepower ( 15 Tooth Spline & Thru Hub Exhaust )**

T75/85/90

**AMITA 3 Aluminum 3 blade Rubber Hub**

B	D	P	R	PART NO.
3	14	9	R	3411-140-09
3	14	11	R	3411-140-11
3	13.75	13	R	3411-138-13
3	13.75	13	L	3412-138-13
3	13.5	14	R	3411-135-14
3	13.5	15	R	3411-135-15
3	13.5	15	L	3412-135-15
3	13.5	16	R	3411-135-16
3	13.25	17	R	3411-133-17
3	13.25	17	L	3412-133-17
3	13.25	18	R	3411-133-18
3	13	19	R	3411-130-19
3	13	21	R	3411-130-21

**AMITA 4 Aluminum 4 blade Rubber Hub**

B	D	P	R	PART NO.
4	13.25	13	R	3413-133-13
4	13	15	R	3413-130-15
4	12.75	17	R	3413-128-17
4	12.5	19	R	3413-125-19
4	12.5	21	R	3413-125-21



3411-133-17



3413-125-19

**APPLICATION CHART**

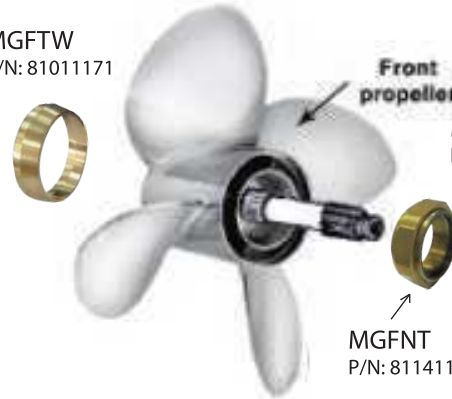
CATEGORY	MODEL	PROPELLER SIZE	PARSUN PART NO	YAMAHA PART NO	TOHATSU PART NO	SOLAS
2.5 ~ 5	F2.6	3 - 7 1/2" x 7"	F4-03070000	6E0-45943-01-EL		<b>3011-075-07S</b>
		3 - 7 1/4" x 6"	F2.6-03010000	6L5-45943-00-EL		<b>3011-073-05S</b>
	F4/5	3 - 7 1/2" x 7"	F4-03070000	6E0-45943-01-EL		<b>3011-075-07S</b>
		3 - 7 1/4" x 6"	F2.6-03010000	6L5-45943-00-EL		<b>3011-073-05S</b>
	T2.5/3.6	3 - 7 1/2" x 7"	F4-03070000	6E0-45943-01-EL		<b>3011-075-07S</b>
		3 - 7 1/4" x 6"	F2.6-03010000	6L5-45943-00-EL		<b>3011-073-05S</b>
8	T4/5/5.8	3 - 7.8" x 8.0"	T5-03030000		3R1W64516-0	<b>5011-078-09</b>
	T6/8/9.8	3 - 8.9" x 8.3"	F8-04050000		3B2B64517-1	<b>5011-085-08</b>
	F6/8/9.8	3 - 8.9" x 8.3"	F8-04050000		3B2B64517-1	<b>3011-085-08</b>
A	F9.9/15	3 - 9 1/4" x 11"	F15-06090000-11	63V-45943-00-EL		<b>3111-093-11</b>
	T9.9/15	3 - 9 1/4" x 8"	F15-06090000-8	63V-45947-00-EL		<b>3111-093-08</b>
B	F20/25	3 - 9 7/8" x 11 1/4"	F25-0408000	664-45947-01-EL		<b>3211-099-11</b>
	T20/25/30	3 - 9 7/8" x 11 1/4"	F25-0408000	664-45947-01-EL		<b>3211-099-11</b>
C	T35/40	3 - 11 1/8" x 13"	T40-04070000	663-45945-02-EL		<b>3311-111-13</b>
D	T75/85/90	3 - 13 1/4" x 17"	T85-04020000-17	6E5-45945-01-EL		<b>3411-133-17</b>
		3 - 13 5/8" x 13"	T85-04020000-13	6E5-45949-00-EL		<b>3411-138-13</b>

**YANMAR ZT350 and ZT370 Stern Drive**

**B3** Stainless steel 3/4 blade Rubber Hub

B	D	P	R	PART NO.
3	14 3/8	18	Rear	1651-144-18
3	14 3/8	20	Rear	1651-144-20
3	14 3/8	21	Rear	1651-144-21
3	14 1/4	22	Rear	1651-143-22
3	14 1/4	23	Rear	1651-143-23
3	14	24	Rear	1651-140-24
3	14	25	Rear	1651-140-25
3	14	26	Rear	1651-140-26
3	14	27	Rear	1651-140-27
3	13 3/4	28	Rear	1651-138-28
4	16	18	Front	1654-160-18
4	16	20	Front	1654-160-20
4	16	21	Front	1654-160-21
4	15 3/4	22	Front	1654-158-22
4	15 3/4	23	Front	1654-158-23
4	15 1/2	24	Front	1654-155-24
4	15 1/2	25	Front	1654-155-25
4	15 1/2	26	Front	1654-155-26
4	15 1/2	27	Front	1654-155-27
4	15	28	Front	1654-150-28

MGFTW  
P/N: 81011171



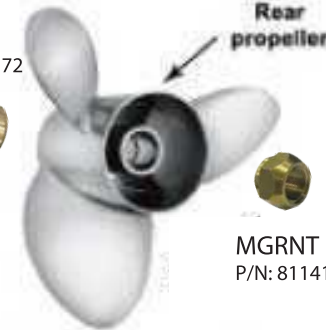
Front propeller

MGRTW  
P/N: 81011172

MGFNT  
P/N: 81141171

Rear propeller

MGRNT  
P/N: 81141172

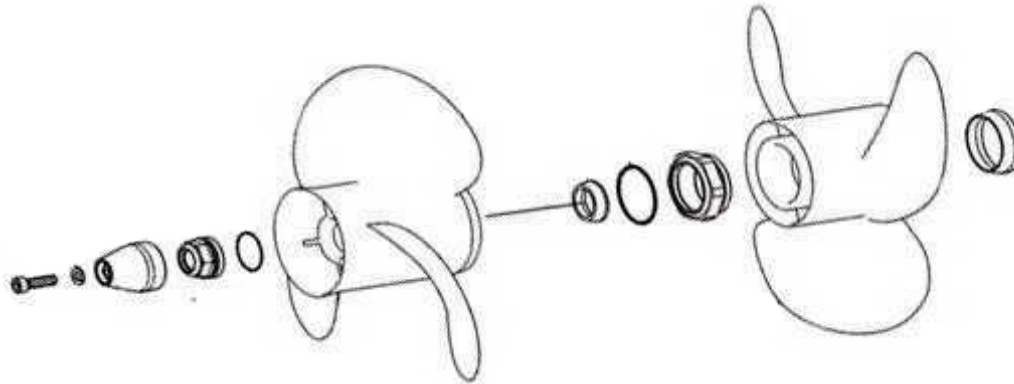


	Front Thrust Washer	Rear Thrust Washer	Front Nut	Rear Nut	
B3 BRAVO III					17017501
	MGFTW	MGRTW	MGFNT	MGRNT	

**SOLAS B3**  
**Dual Props**



\* Check with engine manufacturer for complete prop hardware listings. SOLAS does not make all hardware required for all motors made.

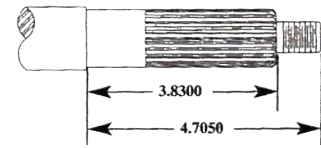
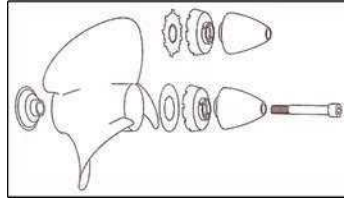

**YANMAR ZT350 and ZT370 Stern Drive**


**Props may require special tools to install. Please consult OEM manual for proper installation and for torque specs. Use Yanmar Propeller hardware only.**

**● APPLICATION CHART ●**

Solas Part #	B	D	P	ROTATION	Front or Rear	Yanmar Part #
1651-144-20	3	14 3/8	20	R	REAR PROP	196350-09400
1651-144-21	3	14 3/8	21	R	REAR PROP	
1651-143-22	3	14 1/4	22	R	REAR PROP	196350-09720
1651-143-23	3	14 1/4	23	R	REAR PROP	
1651-140-24	3	14	24	R	REAR PROP	196350-09740
1651-140-25	3	14	25	R	REAR PROP	
1651-140-26	3	14	26	R	REAR PROP	196350-09760
1651-138-27	3	13 3/4	27	R	REAR PROP	
1651-138-28	3	13 3/4	28	R	REAR PROP	196350-09780
1654-160-20	4	16	20	L	FRONT PROP	196350-09400
1654-160-21	4	16	21	L	FRONT PROP	
1654-158-22	4	15 3/4	22	L	FRONT PROP	196350-09420
1654-158-23	4	15 3/4	23	L	FRONT PROP	
1654-155-24	4	15 1/2	24	L	FRONT PROP	196350-09440
1654-155-25	4	15 1/2	25	L	FRONT PROP	
1654-155-26	4	15 1/2	26	L	FRONT PROP	196350-09460
1654-150-27	4	15	27	L	FRONT PROP	
1654-150-28	4	15	28	L	FRONT PROP	196350-09480

Drive Type SZ110, SZ111, SZ160, SZ161  
(17 Tooth Spline)



**AMITA 3** Aluminum 3 blade  
-E Plus Rubber Hub

B	D	P	R	PART NO.
3	14	15	L	Z110-140-15
3	14	16	L	Z110-140-16
3	15.5	16	L	Z160-155-16
3	16	16	L	Z160-160-16
3	16	17	L	Z160-160-17



**AMITA 3** Aluminum 3 blade  
-E Plus Rubber Hub

B	D	P	R	PART NO.
3	15.8	15	L	8712-158-15
3	15.5	17	L	8712-155-17
3	15.3	19	L	8712-153-19
3	15.3	21	L	8712-153-21



**AMITA 4** Aluminum 4 blade  
Rubber Hub

B	D	P	R	PART NO.
4	14.75	15	L	8714-148-15
4	14.5	17	L	8714-145-17
4	14.25	19	L	8714-143-19
4	14	21	L	8714-140-21



Drive Type SZ200, SZ251 (17 Tooth Spline)

**AMITA 3** Aluminum 3 blade  
Rubber Hub

B	D	P	R	PART NO.
3	15	15	L	8812-150-15
3	14.8	17	L	8812-148-17
3	14.5	19	L	8812-145-19
3	14.3	21	L	8812-143-21
3	14.2	23	L	8812-142-23



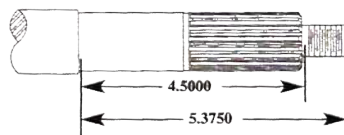
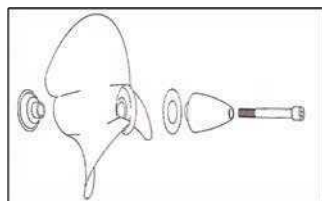
**AMITA 3** Aluminum 3 blade  
-E Plus Rubber Hub

B	D	P	R	PART NO.
3	15.8	15	L	8812-158-15
3	15.5	17	L	8812-155-17
3	15.3	19	L	8812-153-19
3	15.3	21	L	8812-153-21



**AMITA 4** Aluminum 4 blade  
Rubber Hub

B	D	P	R	PART NO.
4	14.75	15	L	8814-148-15
4	14.5	17	L	8814-145-17
4	14.25	19	L	8814-143-19
4	14	21	L	8814-140-21



Propeller (3/4)	Speed (RPM)	Pitch (Pitch)	Hub (Pitch)	Core Part (Pitch)
Original YANMAR Part	Original YANMAR Part	Original YANMAR Part	Original YANMAR Part	Original YANMAR Part

Prop hardware for pressed in hub propeller.

\* Check with engine manufacturer for complete prop hardware listings. SOLAS does not make all hardware required for all motors made.

## \* O.E.M Cross Reference Application Guide \*

Mercury Propeller							SOLAS Match				SOLAS Match				
Category	Engine HP	O/E Part Number	B	D	P	R	Type	(Aluminum)		Saturn	Nearest Solas Match (Stainless Steel)		Titan	HR Titan 3	HR Titan 4
								Amita 3	Amita 4		New Saturn	Titan			
A	8, 9.9	48-828152A12	3	9	7	R	Black Max	1111-093-07	1113-093-07	1121-093-07					
	10, 15	48-828154A12	3	9	8	R	Black Max	1111-093-08	1113-093-08	1121-093-08					
	US Origin	48-828156A12	3	9	9	R	Black Max	1111-093-09	1113-093-09	1121-093-09					
		48-828158A12	3	9	10 1/2	R	Black Max	1111-093-10	1113-093-10	1121-093-10					
	High Thrust	48-850204A12	4	9 3/4	6	R	Black Max	1113-100-05							
		4	-	7	R			1113-100-07							

Other Applicable Solas Propeller

Original Part No.      Recommended Solas Propeller

### Propeller Choosing Guide :

1. Check the engine horse power or the present propeller part number.
2. Find the propeller type may be suitable for your application.
3. When looking for a direct replacement, you may check the recommended propeller column.
4. The O/E part number may be changed due to different O/E tool status.
5. This table should only be used as a general reference. The exact condition may be changed due to different applications.

## O.E.M to SOLAS Propellers Cross Reference

**Mercury, Mariner Outboard, Mercruiser Stern Drive ..... Page C1 ~ C4**

**BRP, Johnson, Evinrude, OMC Stern Drive ..... Page C5 ~ C7**

**Yamaha ..... Page C8 ~ C11**

**Suzuki ..... Page C12 ~ C14**

**Tohatsu, Nissan ..... Page C15**

**Honda ..... Page C16 ~ C18**

**Volvo Penta ..... Page C19**

# Mercury, Mariner Outboard, Mercruiser Stern Drive

		Mercury Propeller					SOLAS Match				SOLAS Match							
Category	Engine HP	O/E Part Number	B	D	P	R	Type	(Aluminum)		Nearest Solas Match (Stainless Steel)		Titan		HR Titan 3		HR Titan 4		
								Amita 3	Amita 4	Saturn	New Saturn							
A	8, 9, 9	48-828152A12	3	9	7	R	Black Max	1111-093-07	1113-093-07	1121-093-07								
	10, 15	48-828154A12	3	9	8	R	Black Max	1111-093-08	1113-093-08	1121-093-08								
	US Origin	48-828156A12	3	9	9	R	Black Max	1111-093-09	1113-093-09	1121-093-09								
		48-828158A12	3	9	10 1/2	R	Black Max	1111-093-10	1113-093-10	1121-093-10								
		48-850204A12	4	9 3/4	6	R	Black Max	1113-100-05	1113-100-05									
B	High Thrust	-	4	-	7	R			1113-100-07									
	9.9, 15	48-19636A10	3	10 3/8	9 1/2	R	Black Max				1231-108-10							
	Big Foot	48-19638A40	3	10 3/8	11	R	Black Max	1211-105-11	1213-102-11		1231-105-11							
	20, 25	48-19639A40	3	10 3/8	12	R	Black Max	1211-103-12	1213-101-12		1231-103-12							
		48-19640A40	3	10 3/8	13	R	Black Max	1211-101-13	1213-100-13		1231-101-13							
	US Origin	48-19642A40	3	10 1/4	14 1/2	R	Black Max	1211-100-14	1213-100-14		1231-100-14							
		48-19644A5	3	10 3/8	13	R	Vengeance				1231-101-13							

To choose a suitable prop pitch compared to the O/E part number, we suggest you consult with your local dealer for further details.



**SOLAS**<sup>®</sup>  
*Where Speed Begins*

[www.solas.com](http://www.solas.com)

NOTE : AAAA-BBB-CC

Recommended SOLAS Propeller

AAAA-BBB-CC

Other Applicable SOLAS Propeller



# Mercury, Mariner Outboard, Mercruiser Stern Drive

Mercury Propeller				SOLAS Match				SOLAS Match							
Category	Engine HP	O/E Part Number	B	D	P	R	Type	(Aluminum)		Nearest Solas Match (Stainless Steel)		HR Titan 3	HR Titan 4		
								Amita 3	Amita 4	Saturn	New Saturn			Titan	
C	25 Big Foot 30, 35 40,45 50, 55 60	48-87818A11	3	12 1/4	9	R	Black Max	1311-121-09			1331-120-09				
		48-85632A40	3	10 7/8	11	R	Black Max	1311-120-10			1331-119-10				
		48-816702A40	3	10 3/4	12	R	Black Max	1311-116-11			1331-116-11				
		48-816704A40	3	10 1/2	13	R	Black Max	1311-114-12			1331-114-12				
		48-816706A40	3	10 3/8	14	R	Black Max	1311-111-13			1331-111-13				
		48-73140A40	3	10 1/8	15	R	Black Max	1311-111-14			1331-111-14				
		48-73142A40	3	10	16	R	Black Max	1311-110-15			1331-110-15				
		48-97868A10	3	12 1/4	9	R	Vengeance				1331-120-09				
		48-823478A5	3	11 5/8	11	R	Vengeance				1331-119-10				
		48-855856A5	3	11	12	R	Vengeance				1331-116-11				
		48-855858A5	3	10 1/2	13	R	Vengeance				1331-114-12				
		48-855860A5	3	10 3/8	14	R	Vengeance				1331-111-13				
		48-855862A5	3	10 1/4	15	R	Vengeance				1331-111-14				
		48-91818A5	3	10	16	R	Vengeance				1331-110-15				
		D	40, 50, 60 Big Foot 75, 80, 90 115, 125	48-77338A45	3	14	11	R	Black Max	1411-140-11			1431-140-11		
				48-77340A45	3	14	13	R	Black Max	1411-138-13	1413-133-13		1431-138-13		
48-77342A45	3			13 3/4	15	R	Black Max	1411-135-15	1413-130-15		1431-135-15				
48-77344A45	3			13 1/4	17	R	Black Max	1411-133-17	1413-128-17		1431-133-17				
48-77346A45	3			13	19	R	Black Max	1411-130-19	1413-125-19		1431-130-19				
48-77348A45	3			12 3/4	21	R	Black Max	1411-130-21	1413-125-21		1431-130-21				
48-17312A46	3			14	12	R	Vengeance				1431-140-11				
48-17314A46	3			13 3/8	14	R	Vengeance				1431-138-13	1441-138-13	1453-135-13		
48-16986A46	3			13 1/8	16	R	Vengeance				1431-135-15	1441-138-15	1453-133-15		
48-16988A46	3			13	18	R	Vengeance				1431-133-17	1441-133-17	1453-130-17		
		48-16990A46	3	13 1/4	20	R	Laser II			1431-130-19	1441-133-19	1453-130-19			
		48-16992A46	3	13 1/2	22	R	Laser II			1431-130-21	1441-130-21	1453-130-21			

To choose a suitable prop pitch compared to the O/E part number, we suggest you consult with your local dealer for further details.

*Where Speed Begins*

[www.solas.com](http://www.solas.com)

NOTE :

AAAA-BBB-CC

Recommended SOLAS Propeller

AAAA-BBB-CC


Other Applicable SOLAS Propeller



# Mercury, Mariner Outboard, Mercruiser Stern Drive

Mercury Propeller										SOLAS Match				
Category	Engine HP	O/E Part Number	B	D	P	R	Type	SOLAS Match (Aluminum)		SOLAS Match				
								Amita 3	Amita 4	Saturn	New Saturn	Titan	HR Titan 3	HR Titan 4
F	Bravo Two	48-18610A40	3	19 1/4	15	R	Alum	1611-193-15				1641-193-15		
	4.3L, LH, EFI	48-18611A40	3	19 1/4	15	L	Alum	1612-193-15				1642-193-15		
	5.0L, EFI	48-18612A40	3	18 3/4	17	R	Alum	1611-188-17				1641-188-17		
	5.7L, EFI	48-18613A40	3	18 3/4	17	L	Alum	1612-188-17				1642-188-17		
	350 Mag MPI	48-18614A40	3	18 1/4	19	R	Alum	1611-183-19				1641-183-19		
	454 Mag MPI	48-18615A40	3	18 1/4	19	L	Alum	1612-183-19				1642-183-19		
	502 Mag MPI	48-18616A40	3	17 3/4	21	R	Alum	1611-178-21				1641-178-21		
	D2.8L D- Troinc	48-18617A40	3	17 1/2	23	R	Alum	1612-178-21				1642-178-21		
	D3.6L	48-18618A40	3	17 3/4	21	L	Alum					1641-175-23		
	D4.2L, D- Troinc	48-18619A40	3	17 1/2	23	L	Alum					1642-175-23		
	D7.3L D- Troinc	48-18620A40	3	17 1/4	25	R	Alum					1641-173-25		
	7.4L MPI	48-18621A40	3	17 1/4	25	L	Alum					1642-173-25		
		48-18610A6	3	19 1/4	15	R	SS	1611-193-15				1641-193-15		
		48-18611A6	3	19 1/4	15	L	SS	1612-193-15				1642-193-15		
		48-18612A6	3	18 3/4	17	R	SS	1611-188-17				1641-188-17		
		48-18613A6	3	18 3/4	17	L	SS	1612-188-17				1642-188-17		
		48-18614A6	3	18 1/4	19	R	SS	1611-183-19				1641-183-19		
		48-18615A6	3	18 1/4	19	L	SS	1612-183-19				1642-183-19		
		48-18616A6	3	17 3/4	21	R	SS	1611-178-21				1641-178-21		
		48-18617A6	3	17 3/4	21	L	SS	1612-178-21				1642-178-21		
	48-18618A6	3	17 1/2	23	R	SS					1641-175-23			
	48-18619A6	3	17 1/2	23	L	SS					1642-175-23			
	48-18620A6	3	17 1/4	25	R	SS					1641-173-25			
	48-18621A6	3	17 1/4	25	L	SS					1642-173-25			

To choose a suitable prop pitch compared to the O/E part number, we suggest you consult with your local dealer for further details.



*Where Speed Begins*

[www.solas.com](http://www.solas.com)

NOTE : AAAA-BBB-CC Recommended SOLAS Propeller

AAAA-BBB-CC Other Applicable SOLAS Propeller

# BRP, Johnson, Evinrude, OMC Stern Drive

Johnson, Evinrude Propeller										SOLAS Match					
Category	Engine HP	O/E Part Number	B	D	P	R	Type	(Aluminum)			Nearest Solas Match (Stainless Steel)				
								Amita 3	Amita 4	Saturn	New Saturn	Titan	HR Titan 3	HR Titan 4	
8	6, 7, 8 5, 6 (4 Stroke)	391096	3	8	7	R	Alum	2011-080-07							
		390237	3	8 1/2	9	R	Alum	2011-085-09							
	9,9	398126	3	10	7	R	Alum	2111-093-07	2113-093-07	2121-093-07					
	15	174938	3	9 1/4	8	R	Alum	2111-093-08	2113-093-08	2121-093-08					
A	Thru- Hub	-	-	-	8	R	Alum	2111-093-09	2113-093-09	2121-093-09					
		174950	3	9	10	R	Alum	2111-093-10	2113-093-10	2121-093-10					
	174817	3	9	11	R	Alum	2111-093-11	2113-093-11	2121-093-11						
	389892	3	9 3/8	9	R	SST			2121-093-09						
	176266	4	10	9	R	Alum		2113-100-07							
	5033200	3	9 1/4	7	R	Alum	4111-093-07	4113-093-07	4121-093-07						
	5005383	3	9 1/4	8	R	Alum	4111-093-08	4113-093-08	4121-093-08						
	5005384	3	9 1/4	9	R	Alum	4111-093-09	4113-093-09	4121-093-09						
	5005385	3	9 1/4	10	R	Alum	4111-093-10	4113-093-10	4121-093-10						
	5033203	3	9 1/4	11	R	Alum	4111-093-11	4113-093-11	4121-093-11						
	778731	4	10	5	R	Alum		4113-100-05							
	775979	4	10	7	R	Alum		4113-100-07							

To choose a suitable prop pitch compared to the O/E part number, we suggest you consult with your local dealer for further details.



[www.solas.com](http://www.solas.com)

**SOLAS®**  
*Where Speed Begins*

**NOTE :** AAAA-BBB-CC

**Recommended SOLAS Propeller**

AAAA-BBB-CC

**Other Applicable SOLAS Propeller**

# BRP, Johnson, Evinrude, OMC Stern Drive

Johnson, Evinrude Propeller										SOLAS Match			SOLAS Match		
Category	Engine HP	O/E Part Number	B	D	P	R	Type	(Aluminum)		Titan	Nearest Solas Match (Stainless Steel)		HR Titan 3	HR Titan 4	
								Amita 3	Amita 4		Saturn	New Saturn			
B	20	386317	3	11	9	R	Alum								
	25	175190	3	10 1/2	11	R	Alum	2213-105-11	2213-102-11		2231-108-10				
	30	176424	4	10 1/2	12	R	Alum	2211-101-12	2213-103-12		2231-105-11				
	35	Thru- Hub	175191	4	10	13	R	Alum	2211-101-13	2213-100-13		2231-101-13			
			176425	4	10 1/4	14	R	Alum	2211-100-14	2213-100-14		2231-100-14			
			390380	3	10	15	R	Alum		2213-100-15					
			390727	3	11	9	R	SST				2231-108-10			
			390728	3	10 1/2	11	R	SST				2231-105-11			
			390729	3	10	13	R	SST				2231-101-13			
			390730	3	10	15	R	SST				2231-100-15			
			5032107	3	10 1/4	11	R	Alum	4211-105-11	4213-102-11		4231-105-11			
			5032108	3	10 1/4	12	R	Alum	4211-103-12	4213-101-12		4231-103-12			
			5032109	3	10 1/4	13	R	Alum	4211-101-13	4213-100-13		4231-101-13			
			5032110	3	10 1/4	14	R	Alum	4211-100-14	4213-100-14		4231-100-14			
			386909	3	12 1/2	13	R	Alum	2311-125-13			2331-125-13			
	C	40, 48, 50 55, 60, 70 Thru- Hub	176421	3	12 1/4	15	R	Alum	2311-123-15			2331-123-15			
			176422	3	11 3/4	17	R	Alum	2311-120-17			2331-120-17			
			390849	3	12 1/2	13	R	SST				2331-125-13			
			390850	3	12 1/4	15	R	SST				2331-123-15			
			390851	3	11 3/4	17	R	SST				2331-120-17			
5031621			3	11 1/2	9	R	Alum				4331-120-09				
5031622			3	11 1/2	10	R	Alum	4311-120-10			4331-119-10				
5031623			3	11 1/2	11	R	Alum	4311-118-11			4331-116-11				
5031624			3	11 5/8	12	R	Alum	4311-116-12			4331-114-12				
5031619			3	11 1/2	13	R	Alum	4311-116-13			4331-111-13				
D	40, 45, 50, 55 60, 65 Commercia 70, 75, 80, 90 115, 125	5031620	3	11 3/8	14	R	Alum	4311-116-14			4331-111-14				
		5031627	3	11 1/4	15	R	Alum				4331-110-15				
		382761	3	14	11	R	Alum	2411-140-11			2431-140-11				
		391668	3	14	13	R	Alum	2411-138-13	2413-133-13		2431-138-13		2441-138-13	2453-135-13	
		391198	3	13 3/4	15	R	Alum	2411-135-15	2413-130-15		2431-135-15		2441-138-15	2453-133-15	
		176214	3	14	17	R	Alum	2411-133-17	2413-128-17		2431-133-17		2441-133-17	2453-130-17	
		176215	3	14	19	R	Alum	2411-132-19	2413-125-19		2431-130-19		2441-133-19	2453-130-19	
		176216	3	14	21	R	Alum	2411-132-21	2413-125-21		2431-130-21		2441-138-15	2453-130-21	
		389792	3	13 3/4	11	R	SST								
		392261	3	13 3/4	13	R	SST								
		389949	3	13 3/4	15	R	SST								
		389948	3	13 3/8	17	R	SST								
		389510	3	13	19	R	SST								
		389512	3	12 3/4	21	R	SST								
		177042	3	13 7/8	15	R	VIPER								
		176823	3	13 7/8	17	R	VIPER								
		176624	3	13 7/8	19	R	VIPER								
		176196	4	13 1/4	21	R	Renegade								
		5033322	3	13 1/2	15	R	Alum		3413-138-15						
		5033323	3	14	17	R	Alum		3413-138-17						
		5033324	3	14	19	R	Alum		3413-138-19						
		5033325	3	14	21	R	Alum		3413-138-21						
		5033326	3	14	23	R	Alum								
		5033327	3	14	18	R	S/S								
		5033955	3	14	18	L	S/S								
		5033328	3	14	20	L	S/S								
		5033956	3	14	20	L	S/S								
		5033329	3	14	22	R	S/S								
		5033957	3	14	22	L	S/S								
		5033330	3	14	24	R	S/S								
5033958	3	14	24	L	S/S										
5034159	3	14	26	R	S/S										

To choose a suitable prop pitch compared to the O/E part number, we suggest you consult with your local dealer for further details.

# BRP, Johnson, Evinrude, OMC Stern Drive

Category	Engine HP	Johnson, Evinrude Propeller							SOLAS Match				SOLAS Match			
		O/E Part Number	B	D	P	R	Type	(Aluminum)				Nearest Solas Match (Stainless Steel)				
								Amita 3	Amita 4	Saturn	New Saturn	Titan	HR Titan 3	HR Titan 4		
100-150 Commercial V6 Gear Case	391536	3	15 1/2	13	R	Alum						2531-156-13				
	391535	3	15 1/2	15	R	Alum	2511-150-15	2513-148-15				2531-145-15				2551-150-14
	391200	3	15	17	R	Alum	2511-148-17	2513-145-17				2531-143-17				2551-148-16
	391201	3	14 1/2	19	R	Alum	2511-145-19	2513-143-19				2531-140-19				2551-148-18
	391202	3	14 1/4	21	R	Alum	2511-143-21	2513-140-21				2531-140-21				2551-148-20
	391203	3	14 1/4	23	R	Alum	2511-142-23	2513-140-23				2531-140-23				2551-143-22
	390831	3	15 1/2	14	R	SST	2511-160-13					2531-156-13				
	174926	3	15	15	R	SST	2511-158-15					2531-145-15				2551-150-14
	174927	3	15	15	L	SST	2512-158-15					2532-145-15				2552-150-14
	391290	3	15	17	R	SST	2511-155-17					2531-143-17				2551-148-16
	431930	3	15	17	L	SST	2512-155-17					2532-143-17				2552-148-16
	389924	3	14 1/2	19	R	SST	2511-153-19					2531-140-19				2551-148-18
	390821	3	14 1/2	19	L	SST	2512-153-19					2531-140-19				2552-148-18
	389923	3	14 1/4	21	R	SST	2511-153-21					2531-140-21				2551-148-20
	390822	3	14 1/4	21	L	SST	2512-153-21					2532-140-21				2552-148-20
289019	3	14 1/4	23	R	SST	2511-153-23					2531-140-23				2551-143-22	
390823	3	14 1/4	23	L	SST						2532-140-23				2552-143-22	
Non-SX Drive	174889	3	15	17	R	VIPER										2551-148-17
	174890	3	15	17	L	VIPER										2552-148-17
	174814	3	14 1/2	19	R	VIPER										2551-148-19
	174811	3	14 1/2	19	L	VIPER										2552-148-19
	174815	3	14 1/4	21	R	VIPER										2551-145-21
	174812	3	14 1/4	21	L	VIPER										2552-145-21
	174816	3	14 1/4	23	R	VIPER										2551-143-22
	174813	3	14 1/4	23	L	VIPER										2552-143-22
	394752	3	14 1/2	18	R	Raker										2551-148-18
	394753	3	14 1/2	20	R	Raker										2551-148-20
	398502	3	14 1/2	20	L	Raker										2552-148-20
	394754	3	14 1/2	22	R	Raker										2551-143-22
	398503	3	14 1/2	22	L	Raker										2552-143-22
	394755	3	14 1/2	24	R	Raker										2551-140-24
	398504	3	14 1/2	24	L	Raker										2552-140-24
176575	4	14 1/2	17	R	Renegade										2553-143-17	
176578	4	14 1/2	17	L	Renegade										2554-143-17	
176576	4	14 1/4	19	R	Renegade										2553-141-19	
176579	4	14 1/4	19	L	Renegade										2554-141-19	
176577	4	14 1/8	21	R	Renegade										2553-140-21	
176580	4	14 1/8	21	L	Renegade										2554-140-21	
176058	4	13 1/2	23	R	Renegade										2553-140-23	
175738	4	13 1/2	25	R	Renegade										2553-140-25	

To choose a suitable prop pitch compared to the O/E part number, we suggest you consult with your local dealer for further details.

**NOTE :**

AAAA-BBB-CC

**Recommended SOLAS Propeller**

AAAA-BBB-CC

**Other Applicable SOLAS Propeller**

Yamaha Propeller										SOLAS Match				
Category	Engine HP	O/E Part Number	B	D	P	R	Type	(Aluminum)			Nearest Solas Match (Stainless Steel)			
								Amita 3	Amita 4		Saturn	Titan	HR Titan 3	HR Titan 4
8	6.8	6G1-45947-00-EL	3	8 1/2	6 1/2	R	Alum	3011-085-07						
		6G1-45943-00-EL	3	8 1/2	7 1/2	R	Alum	3011-085-08						
		6G1-45941-00-EL	3	8 1/2	8 1/2	R	Alum	3011-085-09						
A	8 Pin Drive	647-45943-00-EL	3	9	7	R	Alum	3011-090-07-P						
	9.9	683-45947-00-EL	3	9 1/4	8	R	Alum	3113-093-08	3121-093-08					
	15	683-45945-00-EL	3	9 1/4	9	R	Alum	3111-093-09	3113-093-09	3121-093-09				
	F9.9, F15	683-45952-00-EL	3	9 1/4	9 3/4	R	Alum	3111-093-10	3113-093-10	3121-093-10				
	High Thrust	683-45943-00-EL	3	9 1/4	10 1/2	R	Alum	3111-093-11	3113-093-11	3121-093-11				
		683-W4591-02-EL	3	9 3/4	6 1/2	R	Alum	3113-100-07						

To choose a suitable prop pitch compared to the O/E part number, we suggest you consult with your local dealer for further details.



[www.solas.com](http://www.solas.com)

**SOLAS®**  
*Where Speed Begins*

**NOTE :** AAAA-BBB-CC

Recommended SOLAS Propeller

AAAA-BBB-CC

Other Applicable SOLAS Propeller

# Yamaha

Yamaha Propeller										SOLAS Match					
Category	Engine HP	O/E Part Number	B	D	P	R	Type	(Aluminum)		Nearest Solas Match (Stainless Steel)					
								Amita 3	Amita 4	Saturn	New Saturn	Titan	HR Titan 3	HR Titan 4	
B	20	664-45943-01-EL	3	9 7/8	8	R	Alum								
	25	664-45941-01-EL	3	9 7/8	9	R	Alum								
	30	664-45945-00-EL	3	9 7/8	10 1/2	R	Alum	3211-099-09							
		664-45947-01-EL	3	9 7/8	11 1/4	R	Alum	3211-099-11	3213-102-11						
	F25	664-45954-00-EL	3	9 7/8	12	R	Alum	3211-099-12	3213-101-12						
		664-45949-02-EL	3	9 7/8	13	R	Alum	3211-099-13	3213-100-13						
		664-45952-00-EL	3	9 7/8	14	R	Alum	3213-100-14							
		664-45972-00-98	3	9 1/8	12	R	S/S			3231-105-11					
		664-45970-00-98	3	9 1/8	13	R	S/S			3231-103-12					
		MAR- GYT3B-02-12	3	10 1/8	12	R	S/S			3231-103-12					
		MAR- GYT3B-02-12	3	10 1/8	13	R	S/S			3231-101-13					
		MAR- GYT3B-02-12	3	10 1/8	14	R	S/S			3231-100-14					
	C	F30, F40	663-45956-01-EL	3	12 1/4	9	R	Alum	3311-121-09	3313-118-09					
		40, 48	663-45954-01-EL	3	11 3/4	10	R	Alum		3313-114-10					
50		663-45947-02-EL	3	11 5/8	11	R	Alum	3311-116-11	3313-114-10						
		6H5-45952-00-EL	3	10 5/8	12	R	Alum	3311-114-12	3313-111-11						
55		663-45952-02-EL	3	11 3/4	12	R	Alum	3311-114-12	3313-111-11						
		6H5-45945-00-EL	3	10 3/8	13	R	Alum	3311-111-13	3313-108-12						
60 (~91)		663-45945-02-EL	3	11 1/8	13	R	Alum	3311-111-13	3313-108-12						
		6H5-45958-00-EL	3	10 1/4	14	R	Alum	3311-111-14	3313-105-13						
F50, F60		663-45958-01-EL	3	11 1/4	14	R	Alum	3311-111-14	3313-105-13						
		6H5-45943-00-EL	3	10	15	R	Alum	3311-110-15	3313-105-14						
		663-45943-02-EL	3	11	15	R	Alum	3311-110-15	3313-105-14						
		663-45949-01-EL	3	10 3/4	16	R	Alum								
		663-45941-01-EL	3	10 3/4	17	R	Alum								
		663-45972-60-98	3	12	11	R	S/S			3331-116-11					
	663-45970-60-98	3	11 3/4	12	R	S/S			3331-114-12						
	663-45974-02-98	3	11 1/2	13	R	S/S			3331-111-13						
	663-45930-00-98	3	11 1/4	14	R	S/S			3331-111-14						
	663-45976-00-98	3	10 1/4	15	R	S/S			3331-110-15						
	663-45978-00-98	3	10 1/4	16	R	S/S									
	MAR- GYT3B-03-13	3	10 1/2	13	R	S/S			3331-111-13						
	MAR- GYT3B-03-15	3	10 1/2	15	R	S/S			3331-110-15						
40 Pin Drive		-	3	11 1/2	10	R	Alum	3311-115-10-P							
		-	3	11 1/2	11	R	Alum	3311-115-11-P							
		-	3	11 1/2	12	R	Alum	3311-115-12-P							

To choose a suitable prop pitch compared to the O/E part number, we suggest you consult with your local dealer for further details.

**NOTE :**

AAAA-BBB-CC

Recommended SOLAS Propeller

AAAA-BBB-CC

Other Applicable SOLAS Propeller



Yamaha Propeller										SOLAS Match					
Category	Engine HP	O/E Part Number	B	D	P	R	Type	(Aluminum)		SOLAS Match (Stainless Steel)					
								Amita 3	Amita 4	Saturn	New Saturn	Titan	HR Titan 3	HR Titan 4	
D	T50, 60(92-) 70, 75, 80 85,90,115 130,140 F80, F100 F115	6E5-45954-00-EL	3	14	11	R	Alum	3411-140-11							
		6E5-45949-00-EL	3	13 5/8	13	R	Alum	3411-138-13							
		6E5-45947-00-EL	3	13 1/2	15	R	Alum	3411-134-15	3413-133-13						
		6E5-45945-01-EL	3	13 1/4	17	R	Alum	3411-132-17	3413-130-15						
		6E5-45941-00-EL	3	13	19	R	Alum	3411-131-19	3413-128-17						
		6E5-45943-00-EL	3	12 5/8	21	R	Alum	3411-130-21	3413-125-19						
		6E5-45952-00-EL	3	13	23	R	Alum		3413-125-21						
		688-45932-60-98	3	13 1/2	14	R	S/S			3441-138-13					3453-135-13
		688-45978-60-98	3	13 1/2	16	R	S/S			3441-138-15					3453-133-15
		688-45930-02-98	3	13	17	R	S/S			3441-138-15					3453-133-15
		6L6-45930-00-98	3	13	17	L	S/S			3442-138-15					3454-133-15
		688-45970-03-98	3	13	19	R	S/S			3441-133-17					3453-130-17
		6L6-45970-00-98	3	13	19	L	S/S			3442-133-17					3454-130-17
		688-45972-02-98	3	13	21	R	S/S			3441-133-19					3453-130-19
		6L6-45972-00-98	3	13	21	L	S/S			3442-133-19					3454-130-19
		688-45974-02-98	3	13	23	R	S/S			3431-130-21					3453-130-21
		MAR-GYT3B-V4-18	3	13 1/4	18	R	Performance			3431-133-17		3441-133-17			3453-130-17
		MAR-GYT3B-L4-18	3	13 1/4	18	L	Performance					3442-133-17			3454-130-17
		MAR-GYT3B-V4-20	3	13 1/4	20	R	Performance					3441-133-19			3453-130-19
		MAR-GYT3B-L4-20	3	13 1/4	20	L	Performance					3442-133-19			3454-130-19
MAR-GYT3B-V4-22	3	13 1/4	22	R	Performance								3453-130-21		
MAR-GYT3B-L4-22	3	13 1/4	22	L	Performance								3454-130-21		
MAR-GYT4B-V4-18	4	13 1/4	18	R	Performance								3453-130-17		
MAR-GYT4B-V4-20	4	13 1/4	20	R	Performance								3453-130-19		
MAR-GYT4B-V4-22	4	13 1/4	22	R	Performance								3453-130-21		

To choose a suitable prop pitch compared to the O/E part number, we suggest you consult with your local dealer for further details.



*Where Speed Begins*

[www.solas.com](http://www.solas.com)

**NOTE :** AAAA-BBB-CC

Recommended SOLAS Propeller

AAAA-BBB-CC

Other Applicable SOLAS Propeller

Yamaha Propeller										SOLAS Match				
Category	Engine HP	O/E Part Number	B	D	P	R	Type	(Aluminum)		Nearest Solas Match (Stainless Steel)				
								Amita 3	Amita 4	Saturn	New Saturn	HR Titan 3	HR Titan 4	Lexor
	150	6G5-45941-00-98	3	15 1/4	15	R	Alum	3511-150-15	3513-148-15	3531-145-15				
	175	6G5-45952-00-98	3	14 5/8	16	R	Alum	3511-158-15	3513-148-15	3531-145-15				
	200	6G5-45947-01-98	3	14 1/2	17	R	Alum	3511-148-17	3513-145-17	3531-143-17				
	225	6K1-45947-00-98	3	14 1/2	17	L	Alum	3512-148-17	3514-145-17	3532-143-17				
	250	6G5-45945-01-98	3	14	19	R	Alum	3511-145-19	3513-143-19	3531-140-19				
		6K1-45945-01-98	3	14	19	L	Alum	3512-145-19	3514-143-19	3532-140-19				
		6G5-45943-01-98	3	13 3/4	21	R	Alum	3511-143-21	3513-140-21	3531-140-21				
		6G5-45949-00-98	3	13 1/2	23	R	Alum	3511-142-23	3513-140-23	3531-140-23				
		6G5-45970-02-98	3	15 1/4	15	R	S/S			3531-145-15				
		6K1-45970-01-98	3	15 1/4	15	L	S/S			3532-145-15				
		6G5-45978-03-98	3	13 3/4	17	R	S/S			3531-143-17		3553-145-15		
		6K1-45978-02-98	3	13 3/4	17	L	S/S			3532-143-17		3554-145-15		
		6G5-45974-03-98	3	13 3/4	19	R	S/S			3531-140-19		3553-143-17		
		6K1-45974-02-98	3	13 3/4	19	L	S/S			3532-140-19		3554-143-17		
		6G5-45972-02-98	3	13 3/4	21	R	S/S			3531-140-21		3553-141-19		
		6K1-45972-01-98	3	13 3/4	21	L	S/S			3532-140-21		3554-141-19		
		6G5-45976-01-98	3	13 3/8	23	R	S/S			3531-140-23		3553-140-21		
		6K1-45976-00-98	3	13 3/8	23	L	S/S			3532-140-23		3554-140-21		
		6G5-45930-00-98	3	13 3/8	25	R	S/S			3531-140-25		3553-140-23		
		MAR-GYT3B-V6-16	3	14 1/4	16	R	Performance			3551-148-16		3553-145-15		
		MAR-GYT3B-V6-18	3	14 1/4	18	R	Performance			3551-148-18		3553-143-17		
		MAR-GYT3B-L6-18	3	14 1/4	18	L	Performance			3552-148-18		3554-143-17		
		MAR-GYT3B-V6-20	3	14 1/4	20	R	Performance			3551-148-20		3553-141-19		
		MAR-GYT3B-L6-20	3	14 1/4	20	L	Performance			3552-148-20		3554-141-19		
		MAR-GYT3B-V6-22	3	14 1/4	22	R	Performance			3551-143-22		3553-140-21		
		MAR-GYT3B-L6-22	3	14 1/4	22	L	Performance			3552-143-22		3554-140-21		
		MAR-GYT3B-V6-24	3	14 1/4	24	R	Performance			3551-140-24		3553-140-23		
		6R4-45976-A0-00	3	15 1/4	15	R	Saltwater	3511-158-15				3553-145-15	3571-158-15	
		6R1-45976-A0-00	3	15 1/4	15	L	Saltwater	3512-158-15				3554-145-15	3572-158-15	
		6R4-45978-A0-00	3	15 1/4	17	R	Saltwater	3511-155-17				3553-143-17	3571-155-17	
		6R1-45978-A0-00	3	15 1/4	17	L	Saltwater	3512-155-17				3554-143-17	3572-155-17	
		6R4-45970-A0-00	3	15 1/4	19	R	Saltwater	3511-153-19				3553-141-19	3571-153-19	
		6R1-45970-A0-00	3	15 1/4	19	L	Saltwater	3512-153-19				3554-141-19	3572-153-19	
		6R4-45972-A0-00	3	14 7/8	21	R	Saltwater	3511-153-21				3553-140-21	3571-150-21	
		6R1-45972-A0-00	3	14 7/8	21	L	Saltwater	3512-153-21				3554-140-21	3572-150-21	
		6R4-45974-A0-00	3	14 7/8	23	R	Saltwater	3511-153-23				3553-140-23	3571-148-23	
		6R1-45974-A0-00	3	14 7/8	23	L	Saltwater					3554-140-23	3572-148-23	
		MAR-GYT4B-V6-18	4	13 3/4	18	R	Performance					3553-141-18		
		MAR-GYT4B-V6-20	4	13 3/4	20	R	Performance					3553-140-20		
		MAR-GYT4B-V6-22	4	13 3/4	22	R	Performance					3553-140-21		
		MAR-GYT4B-V6-24	4	13 3/4	24	R	Performance					3553-140-23		
		MAR-GYT4B-V6-26	4	13 3/4	26	R	Performance					3553-140-25		

E

To choose a suitable prop pitch compared to the O/E part number, we suggest you consult with your local dealer for further details.

**NOTE :** AAAA-BBB-CC Recommended SOLAS Propeller Other Applicable SOLAS Propeller AAAA-BBB-CC

Category	Engine HP	O/E Part Number	B	D	P	R	Type	(Aluminum)		Nearest Solas Match (Stainless Steel)			
								Amita 3	Amita 4	Saturn	New Saturn	Titan	HR Titan 3
A	DT 9.9, D T15	58100-93703-019	3	9 1/4	7	R	Alum	4111-093-07	4113-093-07	4121-093-07			
	DF 9.9, DF 15 Thru-Hub	58100-91D00-019	3	9 1/4	8	R	Alum	4111-093-08	4113-093-08	4121-093-08			
	DT 9.9C & 9.9CN	58100-93723-019	3	9 1/4	9	R	Alum	4111-093-09	4113-093-09	4121-093-09			
	Not Applicable	58100-93733-019	3	9 1/4	10	R	Alum	4111-093-10	4113-093-10	4121-093-10			
		58100-93743-019	3	9 1/4	11	R	Alum	4111-093-11	4113-093-11	4121-093-11			
		58100-93763-019	3	9 1/4	9	R	Hvy Dty Alum	4111-093-09	4113-093-09	4121-093-09			
		58100-93773-019	3	9 1/4	10	R	Hvy Dty Alum	4111-093-10	4113-093-10	4121-093-10			
	High Thrust	-	4	10	6 1/2	R	Alum		4113-100-07				
	DT 20, 25, 25C	58100-96410-019	3	10 1/4	10	R	Alum				4231-108-10		
	DT 30, 30C	58100-96420-019	3	10 1/4	11	R	Alum	4211-105-11	4213-102-11		4231-105-11		
B	DF 25, 30	58100-96430-019	3	10 1/4	12	R	Alum	4211-103-12	4213-101-12		4231-103-12		
		58100-96440-019	3	10 1/4	13	R	Alum	4211-101-13	4213-100-13		4231-101-13		
		58100-95D00-019	3	10 1/4	14	R	Alum	4211-100-14	4213-100-14		4231-100-14		
		58100-96460-019	3	10 1/4	15	R	Alum		4213-100-15		4231-100-15		
		58100-96470-019	3	10 1/4	10	R	Hvy Dty Alum				4231-108-10		
		58100-96480-019	3	10 1/4	12	R	Hvy Dty Alum	4211-103-12	4213-101-12		4231-103-12		
		58100-96490-019	3	10 1/4	13	R	Hvy Dty Alum	4211-101-13	4213-100-13		4231-101-13		
	Thru-Hub	58100-96400-019	3	10 1/4	13	R	S/S				4231-101-13		
		99105-00600-12P	3	10 1/4	12	R	S/S				4231-103-12		
		99105-00600-13P	3	10 1/4	13	R	S/S				4231-101-13		
	99105-00600-14P	3	10 1/4	14	R	S/S				4231-100-14			
	99105-00600-15P	3	10 1/4	15	R	S/S				4231-100-15			

To choose a suitable prop pitch compared to the O/E part number, we suggest you consult with your local dealer for further details.

**NOTE :**

AAAA-BBB-CC

Recommended SOLAS Propeller

AAAA-BBB-CC

Other Applicable SOLAS Propeller



Category	Engine HP	Suzuki Propeller										SOLAS Match					SOLAS Match				
		O/E Part Number	B	D	P	R	Type	(Aluminum)			Titan	New Saturn	Nearest Solas Match (Stainless Steel)								
								Amita 3	Amita 4				Saturn	HR Titan 3	HR Titan 4						
C	DT40, 50, 50M DT55, 60 DT 65	58100-94302-019	3	11 1/2	9	R	Alum		4313-118-09			4331-120-09									
		58100-95212-019	3	11 1/2	10	R	Alum		4311-120-10			4331-119-10									
		58100-95222-019	3	11 1/2	11	R	Alum		4311-118-11			4331-116-11									
		58100-95393-019	3	11 5/8	12	R	Alum		4311-116-12			4331-114-12									
		58100-94313-019	3	11 1/2	13	R	Alum		4311-116-13			4331-111-13									
		58100-95353-019	3	11 3/8	14	R	Alum		4311-116-14			4331-111-14									
	Thru-Hub	58100-95363-019	3	11 1/4	15	R	Alum					4331-110-15									
		58100-95373-019	3	11 1/8	16	R	Alum														
		58100-94401-019	3	11 1/2	13	R	S/S					4331-111-13									
		58100-94411-019	3	11 3/8	14	R	S/S					4331-111-14									
		99105-00500-12P	3	11 3/4	12	R	S/S					4331-114-12									
		99105-00500-13P	3	11 3/4	13	R	S/S					4331-111-13									
	D	DT 75, 85, 90 DT 100, 115 DT 140 DF 60, DF 70	99105-00500-14P	3	11 3/4	14	R	S/S				4331-111-14									
			99105-00500-15P	3	11 3/4	15	R	S/S				4331-110-15									
			58100-94500-019	3	13 1/2	15	R	V1500		4411-135-15			4431-135-15								
			58100-94512-019	3	13 1/4	17	R	V1700		4411-133-17			4431-133-17								
			58100-94522-019	3	13	19	R	V1900		4411-130-19			4431-130-19								
			58100-94532-019	3	13	21	R	V2100		4411-130-21			4431-130-21								
Thru-Hub		58100-95540-019	3	13 3/4	13	R	U1300		2411-138-13			2431-138-13									
		58100-95500-019	3	13 1/2	15	R	U1500		2411-135-15			2431-135-15									
		58100-95511-019	3	13 1/4	17	R	U1700		2411-133-17			2431-133-17									
		58100-95521-019	3	13	19	R	U1900		2411-130-19			2431-130-19									
		58100-95530-019	3	13	21	R	U2100		2411-130-21			2431-130-21									
		58100-94554-019	3	13 1/2	15	R	S/S					4441-138-15									
DF90, DF115 DF140		58100-94581-019	3	13 1/4	17	R	S/S					4441-133-17									
		58100-94561-019	3	13	19	R	S/S					4441-133-19									
		58100-94571-019	3	13	21	R	S/S														
		99105-00100-12P	3	13 1/4	12	R	S/S					4431-140-11									
	99105-00100-14P	3	13 1/4	14	R	S/S					4431-138-13		4453-135-13								
	99105-00100-16P	3	13 1/4	16	R	S/S					4431-135-15		4453-133-15								
Thru-Hub	99105-00100-18P	3	13 1/4	18	R	S/S					4431-133-17		4453-130-17								
	99105-00101-20P	3	13 1/4	20	R	S/S					4431-130-19		4453-130-19								
	99105-00100-22P	3	13 1/4	22	R	S/S					4431-130-21		4453-130-21								
	58100-90J40-019	3	13 1/2	15	R	Alum															
	58100-90J00-019	3	14	17	R	Alum					3413-138-15										
	58100-90J10-019	3	14	19	R	Alum					3413-138-17										
Thru-Hub	58100-90J20-019	3	14	21	R	Alum					3413-138-19										
	58100-90J22-019	3	14	23	R	Alum					3413-138-21										
	99105-00700-18P	3	14	18	R	S/S															
	99105-0070L-18P	3	14	18	L	S/S															
	99105-00700-20P	3	14	20	R	S/S															
	99105-0070L-20P	3	14	20	L	S/S															
Thru-Hub	99105-00700-22P	3	14	22	R	S/S															
	99105-0070L-22P	3	14	22	L	S/S															
	99105-00700-24P	3	14	24	R	S/S															
	99105-0070L-24P	3	14	24	L	S/S															

To choose a suitable prop pitch compared to the O/E part number, we suggest you consult with your local dealer for further details.

Suzuki Propeller										SOLAS Match				SOLAS Match			
Category	Engine HP	O/E Part Number	B	D	P	R	Type	(Aluminum)		Titan	Nearest Solas Match (Stainless Steel)		HR Titan 3		HR Titan 4		
								Amita 3	Amita 4		Lexor 3	Lexor 4	Lexor Plus	Lexor Plus			
E	DT 150, 200 DT 225	58200-87D61-019	3	14 1/2	16	R	S/S	4511-150-15	4513-148-15		4531-143-17	4551-148-16	4553-145-15				
		58200-87D62-019	3	14 1/2	16	L	S/S	4512-150-15	4514-148-15		4532-143-17	4552-148-16	4554-145-15				
	Non-4 Stroke	58200-87D01-019	3	14 1/2	18	R	S/S	4511-148-17	4513-145-17		4531-140-19	4551-148-18	4553-143-17				
		58200-87D02-019	3	14 1/2	18	L	S/S	4512-148-17	4514-145-17		4532-140-19	4552-148-18	4554-143-17				
		58200-87D11-019	3	14 1/2	20	L	S/S	4511-145-19	4513-143-19		4531-140-21	4551-148-20	4553-141-19				
		58200-87D12-019	3	14 1/2	20	L	S/S	4512-145-19	4514-143-19		4532-140-21	4552-148-20	4554-141-19				
		58200-87D21-019	3	14 1/2	22	R	S/S	4511-143-21	4513-140-21		4531-140-23	4551-143-22	4553-140-21				
		58200-87D22-019	3	14 1/2	22	L	S/S	4512-143-21	4514-140-21		4532-140-23	4552-143-22	4554-140-21				
		99105-00200-16P	3	14 1/4	16	R	S/S	4511-158-15				4551-148-16	4553-145-15				
	99105-0020L-16P	3	14 1/4	16	L	S/S	4512-158-15				4552-148-16	4554-145-15					
	99105-00200-18P	3	14 1/4	18	R	S/S	4511-155-17				4551-148-18	4553-143-17					
	99105-0020L-18P	3	14 1/4	18	L	S/S	4512-155-17				4552-148-18	4554-143-17					
	99105-00200-20P	3	14 1/4	20	R	S/S	4511-153-19				4551-148-20	4553-141-19					
	99105-0020L-20P	3	14 1/4	20	L	S/S	4512-153-19				4552-148-20	4554-141-19					
	99105-00200-22P	3	14 1/4	22	R	S/S	4511-153-21				4551-143-22	4553-140-21					
	99105-0020L-22P	3	14 1/4	22	L	S/S	4512-153-21				4552-143-22	4554-140-21					
	99105-00200-24P	3	14 1/4	24	R	S/S	4511-153-23				4551-140-24	4553-140-23					
	99105-0020L-24P	3	14 1/4	24	L	S/S											
	99105-00200-26P	3	14 1/4	26	R	S/S											
E	Engine HP	O/E Part Number	B	D	P	R	Type	(Aluminum)		Nearest Solas Match (Stainless Steel)		Lexor Plus		Lexor Plus			
								Amita 3	Amita 4	Lexor 3	Lexor 4	Lexor Plus	Lexor Plus	Lexor Plus	Lexor Plus		
		58200-93L00-000	3	16	17	R	R	S/S					4571-160-17	4571-160-17	4571-160-19		
		58200-93L10-000	3	16	18.5	R	R	S/S					4571-160-17	4571-160-19	4571-158-21		
		58200-93L20-000	3	16	20	R	R	S/S					4571-158-21	4571-156-23			
		58200-93L30-000	3	16	21.5	R	R	S/S					4571-156-23				
		58200-93L40-000	3	16	23	R	R	S/S					4571-156-23				
		58200-93LE0-000	3	16	17	L	L	S/S					4572-160-17				
		58200-93LA0-000	3	16	18.5	L	L	S/S					4572-160-17	4572-160-19			
		58200-93LB0-000	3	16	20	L	L	S/S					4572-160-19	4572-158-21			
		58200-93LC0-000	3	16	21.5	L	L	S/S					4572-158-21	4572-156-23			
		58200-93LD0-000	3	16	23	L	L	S/S					4572-156-23				
		58200-96J00-000	3	15 1/2	17	R	R	S/S					4571-155-17				
		58200-96J10-000	3	15 1/4	19	R	R	S/S					4571-153-19				
		58200-96J20-000	3	15	21	R	R	S/S					4571-150-21				
		58200-96J30-000	3	14 3/4	23	R	R	S/S					4571-148-23				
		58200-96J40-000	3	14 1/2	25	R	R	S/S					4571-145-25				
		58200-96J50-000	3	14 1/2	27	R	R	S/S					4571-145-27				
		58200-96JA0-000	3	15 1/2	17	L	L	S/S					4572-155-17				
		58200-96JB0-000	3	15 1/4	19	L	L	S/S					4572-153-19				
		58200-96JC0-000	3	15	21	L	L	S/S					4572-150-21				
		58200-96JD0-000	3	14 3/4	23	L	L	S/S					4572-148-23				
		58200-96JE0-000	3	14 1/2	25	L	L	S/S					4572-145-25				
		58200-96JF0-000	3	14 1/2	27	L	L	S/S					4572-145-27				
		58300-93J00-000	4	15 1/4	18	R	R	S/S					4573-153-18				
		58300-93J10-000	4	15 1/4	20	R	R	S/S					4573-153-20				
58300-93J20-000	4	15 1/4	22	R	R	S/S					4573-153-22						
58300-93J30-000	4	15 1/4	24	R	R	S/S					4573-153-24						
58300-93J40-000	4	15 1/4	26	R	R	S/S					4573-153-26						
58300-93JA0-000	4	15 1/4	20	L	L	S/S					4574-153-20						
58300-93JB0-000	4	15 1/4	22	L	L	S/S					4574-153-22						
58300-93JC0-000	4	15 1/4	24	L	L	S/S					4574-153-24						
58300-93JD0-000	4	15 1/4	26	L	L	S/S					4574-153-26						

# Tohatsu, Nissan

Tohatsu Propeller										SOLAS Match				SOLAS Match			
Category	Engine HP	O/E Part Number	B	D	P	R	Type	(Aluminum)		Saturn	Nearest Solas Match (Stainless Steel)		HR Titan 3	HR Titan 4			
								Amita 3	Amita 4		New Saturn	Titan					
8	6,8, 9,8	3B2-64513-0	3	8.5	6.5	R	Alum	5011-085-07									
		3B2-64515-0	3	8.5	7.5	R	Alum	5011-085-08									
		3B2-64517-0	3	8.5	8.5	R	Alum	5011-085-09									
A	9,9 15 18	362-64105-0	3	9.2	6.9	R	Alum	5111-093-07	5113-093-07	5121-093-07							
		362-64103-0	3	9.2	7.8	R	Alum	5111-093-08	5113-093-08	5121-093-08							
		362-64101-0	3	9.2	8.8	R	Alum	5111-093-09	5113-093-09	5121-093-09							
		362-64108-0	3	9.2	9.8	R	Alum	5111-093-09	5113-093-09	5121-093-09							
B	25 30	346-64106-5	3	10.2	8.3	R	Alum	5111-093-10	5113-093-10	5121-093-10							
		346-64101-5	3	9.8	9.3	R	Alum	5111-093-11	5113-093-11	5121-093-11							
		346-64102-5	3	9.8	10.2	R	Alum	5211-099-09		5221-100-08							
		346-64103-5	3	9.8	11.3	R	Alum	5211-099-10		5221-100-09							
		346-64104-5	3	9.8	13.1	R	Alum	5211-099-11	5213-102-11	5221-100-10							
		361-64113-0	3	10.6	11.3	R	Alum	5211-099-13	5213-100-13	5221-100-11							
C	40, 50	361-64114-0	3	10.6	11.7	R	Alum	5211-099-13	5213-100-13	5221-100-13							
		348-64102-0	3	10.3	12.7	R	Alum	5311-116-11	5313-118-09	5331-119-10							
		3E3-64526-0	3	11.0	12.4	R	Alum	5311-114-12	5313-114-10	5331-116-11							
		348-64103-0	3	10.2	13.9	R	Alum	5311-114-12	5313-111-11	5331-114-12							
		3E3-64528-0	3	11.3	13.8	R	Alum	5311-111-11	5313-111-11	5331-114-12							
		3E3-64536-0	3	10.7	15.7	R	Alum	5311-111-13	5313-108-12	5331-111-13							
		353-64103-0	3	11.5	11	R	Alum	5311-111-14	5313-105-13	5331-111-14							
		353-64104-0	3	11.6	12	R	Alum	5311-110-15	5313-105-14	5331-110-15							
D	60, 70 90, 120 140	353-64105-0	3	11.5	13	R	Alum	5311-118-11	5313-111-11	5331-116-11							
		353-64106-0	3	11.4	14	R	Alum	5311-116-12	5313-108-12	5331-114-12							
		353-64107-0	3	11.0	15	R	Alum	5311-116-13	5313-105-13	5331-111-13							
		3B7-64523-1	-	-	11	R	Alum	5311-116-14	5313-105-14	5331-111-14							
		3B7-64527-1	3	13.6	12.4	R	Alum	3411-140-11	3413-133-13	3431-140-11							
D	60, 70 90, 120 140	3C7-64536-0	3	13.5	15.7	R	Alum	3411-138-13	3413-133-13	3441-138-13				3453-135-13			
		3C7-64541-0	3	12.9	18	R	Alum	3411-135-15	3413-130-15	3431-135-15				3453-133-15			
		3C7-64554-0	3	13.0	20.3	R	Alum	3411-133-17	3413-128-17	3431-133-17				3453-130-17			
		-	-	21	R	Alum	3411-130-19	3413-125-19	3431-130-19				3453-130-19				
		-	-	21	R	Alum	3411-130-21	3413-125-21	3431-130-21				3453-130-21				

To choose a suitable prop pitch compared to the O/E part number, we suggest you consult with your local dealer for further details.

**NOTE :**

AAAA-BBB-CC

**Recommended SOLAS Propeller**

AAAA-BBB-CC

**Other Applicable SOLAS Propeller**

		Honda Propeller						SOLAS Match				SOLAS Match			
Category	Engine HP	O/E Part Number	B	D	P	R	Type	(Aluminum)				Nearest Solas Match (Stainless Steel)			
								Amita 3	Amita 4	Saturn	New Saturn	Titan	HR Titan 3	HR Titan 4	
A	8, 9.9	58130-ZV4-703ZB	3	9 1/2	8 5/8	R	Alum	3111-093-08	3113-093-08	3121-093-08					
	10, 15	58130-ZV4-030ZB	3	9 1/2	9 1/2	R	Alum	3111-093-09	3113-093-09	3121-093-09					
	High Thrust	-	-	-	5	R		3113-100-05							
B	20/25	58130-ZV7-860ZB	3	10	8 1/4	R	Alum		3113-100-07	5221-100-08					
	30	58130-ZV7-850ZA	3	9 3/4	9 7/8	R	Alum	5211-099-09		5221-100-09					
		58130-ZV7-000ZA	3	9 1/4	12	R	Alum	5211-099-11	5213-102-11	5221-100-11					

To choose a suitable prop pitch compared to the O/E part number, we suggest you consult with your local dealer for further details.



[www.solas.com](http://www.solas.com)

**SOLAS®**  
*Where Speed Begins*

**NOTE :** AAAA-BBB-CC

Recommended SOLAS Propeller

AAAA-BBB-CC

Other Applicable SOLAS Propeller

# Honda

Honda Propeller										SOLAS Match					
Category	Engine HP	O/E Part Number	B	D	P	R	Type	(Aluminum)			Nearest Solas Match (Stainless Steel)				
								Amita 3	Amita 4	Saturn	New Saturn	Titan	HR Titan 3	HR Titan 4	
C	35/40 45/50	58130-ZV5-860ZA	3	11 3/4	10	R	Alum	3311-121-09	3313-118-09		3331-119-10				
		-	-	-	11	R		3311-116-11	3313-114-10		3331-116-11				
		58130-ZV5-850ZA	3	11 1/2	12	R	Alum	3311-114-12	3313-111-11		3331-114-12				
		58130-ZV5-000ZA	3	11 1/4	13	R	Alum	3311-111-13	3313-108-12		3331-111-13				
		58130-ZV5-870ZA	3	11 1/2	14	R	Alum	3311-111-14	3313-105-13		3331-111-14				
		-	-	15	R			3311-110-15	3313-105-14		3331-110-15				
		58110-ZV5-E50	3	11 3/4	9	R	S/S				3331-120-09				
		58110-ZV5-E40	3	11 3/4	11	R	S/S	3311-120-10			3331-116-11				
		58110-ZV5-E30	3	10 1/2	12	R	S/S	3311-118-11			3331-114-12				
		58110-ZV5-E20	3	10 1/2	13	R	S/S	3311-116-12			3331-111-13				
		58110-ZV5-E10	3	10 1/2	14	R	S/S	3311-116-13			3331-111-14				
		58110-ZV5-E00	3	10 1/2	15	R	S/S	3311-116-14			3331-110-15				
		D	75, 90 115, 130	58130-ZW1-W01ZA	3	14	11	R	Alum	1411-140-11			1431-140-11		
58130-ZW1-W11ZA	3			14	13	R	Alum	1411-138-13	1413-133-13		1441-138-13				
58130-ZW1-W21ZA	3			13 3/4	15	R	Alum	1411-135-15	1413-130-15		1441-138-15				
58130-ZW1-W31ZA	3			13 1/4	17	R	Alum	1411-133-17	1413-128-17		1441-133-17				
58130-ZW1-W61ZA	3			13	19	R	Alum	1411-130-19	1413-125-19		1441-133-19				
58130-ZW1-W41ZA	3			12 3/4	21	R	Alum	1411-130-21	1413-125-21		1441-130-21				
08M60-ZW7-A40	3			13 1/4	13	R	S/S				1431-138-13	1441-138-13		1453-135-13	
08M60-ZW7-A00	3			13 1/4	15	R	S/S				1431-135-15	1441-138-15		1453-133-15	
08M60-ZW7-B00	3			13 1/4	15	L	S/S				1442-138-15	1442-138-15		1454-133-15	
08M60-ZW7-A10	3			13 1/4	17	R	S/S				1431-133-17	1441-133-17		1453-130-17	
08M60-ZW7-B10	3			13 1/4	17	L	S/S				1442-133-17	1442-133-17		1454-130-17	
08M60-ZW7-A20	3			13 1/4	19	R	S/S				1431-130-19	1441-133-19		1453-130-19	
08M60-ZW7-B20	3			13 1/4	19	L	S/S				1442-133-19	1442-133-19		1454-130-19	
08M60-ZW7-A30	3	13 1/4	21	R	S/S				1431-130-21	1441-130-21		1453-130-21			
08M60-ZW7-B30	3	13 1/4	21	L	S/S							1454-130-21			
08M64-ZW7-A13	4	13 1/4	13	R	S/S							1453-135-13			
08M64-ZW7-B13	4	13 1/4	13	L	S/S							1454-135-13			
08M64-ZW7-A15	4	13 1/4	15	R	S/S							1453-133-15			
08M64-ZW7-B15	4	13 1/4	15	L	S/S							1454-133-15			
08M64-ZW7-A17	4	13 1/4	17	R	S/S							1453-130-17			
08M64-ZW7-B17	4	13 1/4	17	L	S/S							1454-130-17			

To choose a suitable prop pitch compared to the O/E part number, we suggest you consult with your local dealer for further details.

**NOTE :**

AAAA-BBB-CC

**Recommended SOLAS Propeller**

AAAA-BBB-CC

**Other Applicable SOLAS Propeller**



		Honda Propeller							SOLAS Match				SOLAS Match			
Category	Engine HP	O/E Part Number	B	D	P	R	Type	(Aluminum)		Titan		Stainless Steel		HR Titan 3	HR Titan 4	
								Amita 3	Amita 4	Saturn	New Saturn	HR Titan 3	HR Titan 4			
E	135	58233-ZY3-A13H	3	13 1/4	13	R	S/S									
	150	58233-ZY3-A15H	3	13 1/4	15	R	S/S	1511-150-15	1513-148-15			1531-156-13		1551-150-14		
	175	58233-ZY3-B15H	3	13 1/4	15	L	S/S	1512-150-15	1514-148-15			1532-145-15		1552-148-16		
	200	58233-ZY3-A17H	3	13 1/4	17	R	S/S	1511-148-17	1513-145-17			1531-143-17		1551-148-17	1553-145-15	
	225	58233-ZY3-B17H	3	13 1/4	17	L	S/S	1512-148-17	1514-145-17			1532-143-17		1552-148-17	1554-145-15	
			58233-ZY3-A19H	3	13 1/4	19	R	S/S	1511-145-19	1513-143-19			1531-140-19		1551-148-19	1553-143-17
			58233-ZY3-B19H	3	13 1/4	19	L	S/S	1512-145-19	1514-143-19			1532-140-19		1552-148-19	1554-143-17
			58233-ZY3-A20H	3	13 1/4	20	R	S/S							1551-148-20	1553-141-18
			58233-ZY3-A21H	3	13 1/4	21	R	S/S	1511-143-21	1513-140-21			1531-140-21		1551-145-21	1553-141-19
			58233-ZY3-A22H	3	13 1/4	22	R	S/S							1551-143-22	1553-140-20
			58233-ZY3-A23H	3	13 1/4	23	R	S/S	1511-142-23	1513-140-23			1531-140-23		1553-140-21	
			58233-ZY3-A24H	3	13 1/4	24	R	S/S							1551-140-24	1553-140-23
			58233-ZY3-A25H	3	13 1/4	25	R	S/S					1531-140-25		1553-140-25	
			58234-ZY3-A15H	4	14 1/4	15	R	S/S	1511-158-15						1553-145-15	
			58234-ZY3-B15H	4	14 1/4	15	L	S/S	1512-158-15						1554-145-15	
			58234-ZY3-A17H	4	14 1/4	17	R	S/S	1511-155-17						1553-143-17	
			58234-ZY3-B17H	4	14 1/4	17	L	S/S	1512-155-17						1554-143-17	
			58234-ZY3-A19H	4	14 1/4	19	R	S/S	1511-153-19						1553-141-19	
			58234-ZY3-B19H	4	14 1/4	19	L	S/S	1512-153-19						1554-141-19	
			58234-ZY3-A21H	4	14 1/4	21	R	S/S	1511-153-21						1553-140-21	
		58234-ZY3-B21H	4	14 1/4	21	L	S/S	1512-153-21						1554-140-21		

To choose a suitable prop pitch compared to the O/E part number, we suggest you consult with your local dealer for further details.



[www.solas.com](http://www.solas.com)

**SOLAS®**  
*Where Speed Begins*

**NOTE :** AAAA-BBB-CC

Recommended SOLAS Propeller

AAAA-BBB-CC

Other Applicable SOLAS Propeller



O.E.M Cross Reference

# Volvo Penta Aquamatic SP Stern Drive

O.E.M Cross Reference

Volvo Penta SP Propeller										SOLAS Match				
Category	Engine HP	O/E Part Number	B	D	P	R	Type	(Aluminum)		Titan	Nearest Solas Match (Stainless Steel)		HR Titan 4	
								Amita 3	Amita 4		Saturn	New Saturn		HR Titan 3
E	AQ270	854996-6	3	15	15	R	Alum				8831-150-15			
	AQ275	854981-8	3	15	15	L	Alum				8832-150-15			
	AQ280	854997-4	3	15	17	R	Alum				8831-150-17			
	AQ290	854982-6	3	15	17	L	Alum				8832-150-17			
		854998-2	3	15	19	R	Alum				8831-150-19			
		854983-4	3	15	19	L	Alum				8832-150-19			
		854999-0	3	15	21	R	Alum				8831-150-21			
		854984-2	3	15	21	L	Alum				8832-150-21			
		AQ200D/290	872001-3	3	16	15	R	Alum	8811-158-15		8823-155-15		8841-156-15	
		AQ225D/290	854987-5	3	16	15	L	Alum	8812-158-15		8824-155-15		8842-156-15	
		AQ260D/290	872002-1	3	16	17	R	Alum	8811-155-17		8823-155-17		8841-156-17	
		AQ290A/290	854988-3	3	16	17	L	Alum	8812-155-17		8824-155-17		8842-156-17	
		AQAD40B/290	872003-9	3	16	19	R	Alum	8811-153-19		8823-155-19		8841-156-19	
	AQAD41/290	854989-1	3	16	19	L	Alum	8812-153-19		8824-155-19		8842-156-19		
		872004-7	3	16	21	R	Alum	8811-153-21				8841-156-21		
		854990-9	3	16	21	L	Alum	8812-153-21				8842-156-21		
		872005-4	3	16	23	R	Alum					8841-156-23		
	Long Hub	854991-7	3	16	23	L	Alum					8842-156-23		

# OMC, Volvo Penta SX Drive

OMC, Volvo Penta SX Propeller										SOLAS Match				
Category	Engine HP	O/E Part Number	B	D	P	R	Type	(Aluminum)		Titan	Nearest Solas Match (Stainless Steel)		HR Titan 4	
								Amita 3	Amita 4		Saturn	New Saturn		HR Titan 3
E	3.0 L	3850299-3	3	15 1/2	15	R	Alum	8611-150-15	8613-148-15			8651-150-14		
	4.3 L	3855479-6	3	15 1/2	15	L	Alum	8612-150-15	8614-148-15			8652-150-14		
	5.0 L	3850300-9	3	15	17	R	Alum	8611-148-17	8613-145-17			8651-148-16		
	5.7 L	3855480-4	3	15	17	L	Alum	8612-148-17	8614-145-17			8652-148-16		
	5.8 L	3850301-7	3	14 1/2	19	R	Alum	8611-145-19	8613-143-19			8651-148-18		
	7.4 L	3855481-2	3	14 1/2	19	L	Alum	8612-145-19	8614-143-19			8652-148-18		
		3850302-5	3	14 1/4	21	R	Alum	8611-143-21	8613-140-21			8651-148-20		
		3850303-3	3	14 1/4	23	R	Alum	8611-142-23	8613-140-23			8651-143-22		
		3850305-8	3	15	15	R	S/S					8651-148-16		
		3850315-7	3	15	15	L	S/S					8652-148-16		
E		3850311-6	3	15	17	R	S/S					8653-145-15		
		3850320-7	3	15	17	L	S/S					8652-148-17		
		3850312-4	3	14 1/2	19	R	S/S					8653-145-15		
		3850321-5	3	14 1/2	19	L	S/S					8652-148-17		
		3850313-2	3	14 1/4	21	R	S/S					8653-141-18		
		3850322-3	3	14 1/4	21	L	S/S					8652-148-19		
		3850314-0	3	14 1/4	23	R	S/S					8651-145-21		
		3850323-1	3	14 1/4	23	L	S/S					8652-145-21		
													8653-140-20	
													8653-140-20	

**NOTE :**

AAAA-BBB-CC

Recommended SOLAS Propeller

AAAA-BBB-CC

Other Applicable SOLAS Propeller

To choose a suitable prop pitch compared to the O/E part number, we suggest you consult with your local dealer for further details.

# Michigan Wheel to



## Propellers Cross Reference

Mercury, Mariner Outboard, Mercruiser Stern Drive ..... Page M1  
BRP, Johnson, Evinrude, OMC Stern Drive ..... Page M2  
Yamaha ..... Page M3  
Suzuki; Tohatsu, Nissan ..... Page M4  
Honda; Volvo ..... Page M5



Aluminum  
High Performance Propeller



Stainless Steel  
High Performance Propeller

# Mercury, Mariner Outboard, Mercruiser Stern Drive

Michigan	SOLAS	Michigan	SOLAS	Michigan	SOLAS
	6-15 HP		40-140 HP		135-300 HP V-6 Gearcase
32056	1111-093-07	31043	1411-130-19	345132	1551-148-17
32054	1111-093-08	31044	1411-130-21	345162	1552-148-17
32052	1111-093-09	335130	1431-135-15	345133	1551-148-19
32050	1111-093-10	335131	1431-133-17	345163	1552-148-19
	9.9-25 HP	335132	1431-130-19	345134	1551-145-21
31049	1211-105-11	335133	1431-130-21	345164	1552-145-21
31048	1211-101-13	135-300 HP	V-6 Gearcase	345135	1551-143-22
31047	1211-100-14	992002	9511-150-15	345141	XL 1551-143-22
305129	1231-101-13	992003	9511-148-17	345137	XL 1551-140-24
305130	1231-100-15	992004	9511-145-19	345139	XL 1551-140-24
	25-30 HP Mariner	992005	9511-143-21	435135	XL 1553-140-23
22001	3211-099-09	992202	9513-148-15	435136	XL 1553-140-25
22002	3211-099-10	992203	9513-145-17		
22003	3211-099-12	992204	9513-143-19		
	25-80 HP	993042	9531-145-15		
31015	1311-121-09	993052	9532-145-15		
32142	1311-120-10	993043	9531-143-17		
31056	1311-116-11	993053	9532-143-17		
31016	1311-116-11	993044	9531-140-19		
31057	1311-111-13	993054	9532-140-19		
31017	1311-114-12	993045	9531-140-21		
31058	1311-111-14	993055	9532-140-21		
31018	1311-111-14	993046	9531-140-23		
31019	1311-110-15	993056	9532-140-23		
	40-140 HP	993023	9571-155-17		
992103	9411-135-15	993033	9572-155-17		
992104	9411-133-17	993024	9571-153-19		
992105	9411-132-19	993034	9572-153-19		
992106	9411-132-21	993025	9571-150-21		
992112	9431-138-13	993035	9572-150-21		
993143	9431-135-15	993026	9571-148-23		
993153	9432-135-15	993036	9572-148-23		
993144	9431-133-17	993203	9553-143-17		
993154	9432-133-17	993213	9554-143-17		
993145	9431-130-19	993204	9553-141-19		
993155	9432-130-19	993214	9554-141-19		
993146	9431-130-21	993205	9553-140-21		
31054	1411-140-11	993215	9554-140-21		
31202	1411-138-13	993206	9553-140-23		
31041	1411-135-15	993216	9554-140-23		
31042	1411-133-17	345131	1551-148-16		



Aluminum  
High Performance Propeller



Stainless Steel  
High Performance Propeller

To choose a suitable prop pitch compared to the O/E part number, we suggest you consult with your local dealer for further details.

# BRP, Johnson, Evinrude, OMC Stern Drive

Michigan	SOLAS	Michigan	SOLAS	Michigan	SOLAS	Michigan	SOLAS	Michigan	SOLAS
	9.9-15 HP	40-75 HP Small Gearcase		85-140 HP V-4 Gearcase		90-300 HP V-6 Gearcase		90-300 HP V-6 Gearcase	
12007	2011-085-09	12036	2311-130-11	993145	9431-130-19	992002	9511-150-15	11008	2511-145-19
12112	2111-093-07	12037	2311-125-13	993155	9432-130-19	992003	9511-148-17	11009	2511-143-21
12111	2111-093-10	11035	2311-125-13	993146	9431-130-21	992004	9511-145-19	11010	2511-142-23
	20-35 HP	11027	2311-123-15	993156	9432-130-21	992005	9511-143-21	345031	2551-148-16
12055	2211-105-11	11028	2311-120-17	12047	2411-140-11	992202	9513-148-15	345032	2551-148-17
12056	2211-101-13	13081	2331-125-13	31200	2411-140-11	992203	9513-145-17	345062	2552-148-17
305029	2231-101-13	13082	2331-123-15	11001	2411-138-13	992204	9513-143-19	345033	2551-148-19
305030	2231-100-15	13083	2331-120-17	31202	2411-138-13	993042	9531-145-15	345063	2552-148-19
	40-50 HP (4-Stroke)	45-75 HP Large Gearcase		11002	2411-135-15	993052	9532-145-15	345034	2551-145-21
32045	4311-120-10	992103	9411-135-15	11003	2411-133-17	993043	9531-143-17	345064	2552-145-21
31072	4311-120-10	992104	9411-133-17	11004	2411-130-19	993053	9532-143-17	345035	2551-143-22
32044	4311-118-11	992105	9411-130-19	11005	2411-130-21	993044	9531-140-19	345041	2551-143-22
32043	4311-116-12	992106	9411-132-21	335030	2441-138-15	993054	9532-140-19	345037	2551-140-24
32042	4311-116-13	992112	9431-138-13	335031	2441-133-17	993045	9531-140-21	435035	2553-140-23
32041	4311-116-14	993143	9431-135-15	335032	2441-133-19	993055	9532-140-21	435036	2553-140-25
33093	4331-119-10	993153	9432-135-15	335033	2431-130-21	993046	9531-140-23		
33094	4331-116-11	993154	9431-133-17	90-140 HP (4-Stroke)		993056	9531-140-23		
33095	4331-111-13	993145	9432-133-17	992103	9411-135-15	993023	9571-155-17		
33096	4331-111-14	993155	9432-130-19	992104	9411-133-17	993033	9572-155-17		
33097	4331-110-15	993146	9431-130-21	992105	9411-132-19	993024	9571-153-19		
	60-70 HP (4-Stroke)	993156	9432-130-21	992106	9411-132-21	993034	9572-153-19		
12047	2411-140-11	12047	2411-140-11	992112	9431-138-13	993025	9571-150-21		
11001	2411-138-13	11001	2411-138-13	993143	9431-135-15	993035	9572-150-21		
11002	2411-135-15	11002	2411-135-15	993153	9432-135-15	993026	9571-148-23		
11003	2411-133-17	11003	2411-133-17	993154	9431-133-17	993036	9572-148-23		
11004	2411-130-19	11004	2411-130-19	993145	9432-133-17	993203	9553-145-15		
11005	2411-130-21	11005	2411-130-21	993145	9431-130-19	993213	9554-145-15		
992103	9411-135-15	335030	2441-138-15	993155	9432-130-19	993203	9553-143-17		
992104	9411-133-17	335031	2441-133-17	993146	9431-130-21	993214	9554-143-17		
992105	9411-132-19	335032	2441-133-19	993156	9432-130-21	993205	9553-141-19		
992106	9411-132-21	335033	2431-130-21			993215	9554-141-19		
993143	9431-135-15	85-140 HP V-4 Gearcase				993206	9553-140-21		
993153	9432-135-15	992103	9411-135-15			993216	9554-140-21		
993144	9431-133-17	992104	9411-133-17			993012	2552-150-14		
993154	9432-133-17	992105	9411-130-19			993014	2552-148-19		
993145	9431-130-19	992106	9411-132-21			993015	2552-145-21		
993155	9432-130-19	992112	9431-138-13			993016	2552-143-22		
993146	9431-130-21	993143	9431-135-15			993017	2552-140-24		
		993153	9432-135-15			11016	2511-155-13		
		993154	9431-133-17			11006	2511-150-15		
		993145	9432-133-17			11007	2511-148-17		

To choose a suitable prop pitch compared to the O/E part number, we suggest you consult with your local dealer for further details.

# Yamaha

Michigan	SOLAS	Michigan	SOLAS	Michigan	SOLAS
	6-8 HP		50-130 HP		150-175 HP
102002	3011-085-08	101035	3411-130-21	993053	9532-143-17
21008	3011-090-07	335930	3441-138-15	993044	9531-140-19
	9.9-15 HP	335931	3441-133-17	993054	9532-140-19
102003	3111-093-08	335932	3441-133-19	993045	9531-140-21
102004	3111-093-09	335933	3431-130-21	993055	9532-140-21
102005	3111-093-11		80-140 HP	993046	9531-140-23
	20-30 HP	992103	9411-138-13	993056	9532-140-23
22001	3211-099-09	992103	9411-135-15	993023	9571-155-17
22002	3211-099-10	992104	9411-133-17	993033	9572-155-17
22003	3211-099-12	992105	9411-132-19	993024	9571-153-19
305929	3231-101-13	992106	9411-132-19	993034	9572-153-19
305930	3231-100-15	993143	9431-135-15	993025	9571-150-21
	40-60 HP	993153	9432-135-15	993035	9572-150-21
32045	3311-120-10	993144	9431-133-17	993026	9571-148-23
32044	3311-116-11	993154	9432-133-17	993036	9572-148-23
32043	3311-114-12	993145	9431-130-19	993203	9553-143-17
32042	3311-111-13	993155	9432-130-19	993213	9554-143-17
32041	3311-111-14	993146	9431-130-21	993204	9553-141-19
32040	3311-110-15	101036	3411-140-11	993214	9554-141-19
395929	3331-111-13	31200	3411-140-11	993205	9553-140-21
395930	3331-110-15	101031	3411-138-13	993215	9554-140-21
	50-130 HP	31202	3411-138-13	993206	9553-140-23
992103	9411-138-13	101032	3411-135-15	993216	9554-140-23
992103	9411-135-15	101033	3411-133-17		150-300 HP
992104	9411-133-17	101034	3411-130-19	101027	3511-148-17
992105	9411-132-19	101035	3411-130-21	101028	3511-145-19
992106	9411-132-19	335930	3441-138-15	345931	3551-148-16
993143	9431-135-15	335931	3441-133-17	345932	3552-148-17
993153	9432-135-15	335932	3441-133-19	345962	3551-148-17
993144	9431-133-17	335933	3431-130-21	345933	3551-148-19
993154	9432-133-17		150-175 HP	345963	3552-148-19
993145	9431-130-19	992002	9511-150-15	345934	3551-145-21
993155	9432-130-19	992003	9511-148-17	345964	3552-145-21
993146	9431-130-21	992004	9511-145-19	345935	3551-143-22
101036	3411-140-11	992005	9511-143-21	345936	3551-140-24
31200	3411-140-11	992202	9513-145-17	345941	3551-143-22
101031	3411-138-13	992203	9513-143-19	345937	3551-140-24
31202	3411-138-13	992204	9513-140-21	435935	3553-140-23
101032	3411-135-15	993042	9531-145-15	435936	3553-140-25
101033	3411-133-17	993052	9532-145-15		
101034	3411-130-19	993043	9531-143-17		

To choose a suitable prop pitch compared to the O/E part number, we suggest you consult with your local dealer for further details.

# Suzuki

Michigan	SOLAS	Michigan	SOLAS
62016	4111-093-09	150-225 HP	9511-150-15
	9.9-15 HP	992002	9511-148-17
	25-30 HP	992003	9511-145-19
305529	4231-101-13	992004	9511-143-21
305530	4231-100-15	992005	9511-142-23
	35-65 HP	992006	9513-145-17
32045	4311-120-10	992202	9513-143-19
32044	4311-118-11	992203	9513-140-21
32043	4311-116-12	993042	9531-145-15
32042	4311-116-13	993052	9532-145-15
32041	4311-116-14	993043	9531-143-17
395929	4331-111-13	993053	9532-143-17
395930	4331-110-15	993044	9531-140-19
	60-140 HP	993054	9532-140-19
992103	9411-135-15	993045	9531-140-21
992104	9411-133-17	993055	9532-140-21
992105	9411-132-19	993046	9531-140-23
992106	9411-132-21	993056	9532-140-23
992112	9431-138-13	993023	9571-155-17
993143	9431-135-15	993033	9572-155-17
993153	9432-135-15	993024	9571-153-19
993144	9431-133-17	993034	9572-153-19
993154	9432-133-17	993025	9571-150-21
993145	9431-130-19	990035	9572-150-21
993155	9432-130-19	993026	9571-148-23
993146	9431-130-21	993036	9572-148-23
31200	4411-140-11	993203	9553-143-17
31202	4411-138-13	993213	9554-143-17
	90-140 HP (4-Stroke)	993204	9553-141-19
992103	9411-135-15	993214	9554-141-19
992104	9411-133-17	993205	9553-140-21
992105	9411-132-19	993215	9554-140-21
992106	9411-132-21	993206	9553-140-23
992112	9431-138-13	993216	9554-140-23
993143	9431-135-15		
993153	9432-135-15		
993144	9431-133-17		
993154	9432-133-17		
993145	9431-130-19		
993155	9432-130-19		
993146	9431-130-21		
31200	4411-140-11		
31202	4411-138-13		



Aluminum  
High Performance Propeller

# Tohatsu, Nissan

Michigan	SOLAS
142017	5111-093-08
	9.9-18 HP
142020	5211-099-09
305429	5221-100-13
	35-50 HP
142001	5311-116-11
143001	5331-120-09
143002	5331-116-11
143003	5331-114-12
143004	5331-111-13
143005	5331-111-14
	50-70 HP
142006	5311-111-13
142007	5311-110-15
325030	3431-135-15
325031	3431-133-17
	90-140 HP
992103	9411-138-13
992103	9411-135-15
992104	9411-133-17
992105	9411-132-19
992106	9411-132-19
993143	9431-135-15
993153	9432-135-15
993144	9431-133-17
993154	9432-133-17
993145	9431-130-19
993155	9432-130-19
993146	9431-130-21
101036	3411-140-11
31200	3411-140-11
101031	3411-138-13
31202	3411-138-13
101032	3411-135-15
101033	3411-133-17
101034	3411-130-19
101035	3411-130-21
335930	3441-138-15
335931	3441-133-17
335932	3441-133-19
335933	3431-130-21



Stainless Steel  
High Performance Propeller

To choose a suitable prop pitch compared to the O/E part number, we suggest you consult with your local dealer for further details.

## Honda

Michigan	SOLAS	Michigan	SOLAS
	9.9-15 HP	200, 225 HP	
112004	3111-093-07	992002	9511-150-15
102003	3111-093-08	992003	9511-148-17
102004	3111-093-09	992004	9511-145-19
102005	3111-093-10	992005	9511-143-21
	25-30 HP	992202	9513-148-15
305229	5221-100-13	992203	9513-145-17
	35-50 HP	992204	9513-143-19
32045	3311-121-09	993045	9531-140-21
32044	3311-118-11	993055	9532-140-21
32043	3311-114-12	993046	9531-140-23
32042	3311-111-13	993056	9532-140-23
32041	3311-111-14	993023	9571-155-17
32040	3311-110-15	993033	9572-155-17
395929	3331-111-13	993024	9571-153-19
395930	3331-110-15	993034	9572-153-19
	75-130 HP	993025	9571-150-21
992103	9411-135-15	993035	9572-150-21
992104	9411-133-17	993026	9571-148-23
992105	9411-132-19	993036	9572-148-23
992106	9411-132-21	993203	9553-143-17
992112	9431-138-13	993213	9554-143-17
993143	9431-135-15	993204	9553-141-19
993153	9432-135-15	993214	9554-141-19
993144	9431-133-17	993205	9553-140-21
993154	9432-133-17	993215	9554-140-21
993145	9431-130-19	993206	9553-140-23
993155	9432-130-19	993216	9554-140-23
993146	9431-130-21	993217	8611-150-15
31054	1411-140-11	993218	8611-148-17
31202	1411-138-13	993219	8611-145-19
31041	1411-135-15	993220	8611-143-21
31042	1411-133-17	993221	8611-142-23
31043	1411-130-19	993222	8651-148-16
31044	1411-130-21	993223	8651-148-17
335130	1451-139-15	993224	8652-148-17
335131	1451-139-17	993225	8651-148-19
335132	1451-139-19	993226	8652-148-19
335133	1451-139-21	993227	8651-148-21
335134	1451-139-23	993228	8652-148-21
335135	1451-139-25	993229	8651-148-23
		993230	8652-148-23

## Volvo

Michigan	SOLAS
992002	9511-150-15
992003	9511-148-17
992004	9511-145-19
992005	9511-143-21
992202	9513-145-17
992203	9513-143-19
992204	9513-140-21
993042	9531-145-15
993052	9532-145-15
993043	9531-143-17
993053	9532-143-17
993044	9531-140-19
993054	9532-140-19
993045	9531-140-21
993055	9532-140-21
993046	9531-140-23
993056	9532-140-23
993203	9553-143-17
993213	9554-143-17
993204	9553-141-19
993214	9554-141-19
993205	9553-140-21
993215	9554-140-21
993206	9553-140-23
993216	9554-140-23
161001	8611-150-15
161002	8611-148-17
161003	8611-145-19
161004	8611-143-21
161005	8611-142-23
346031	8651-148-16
346032	8651-148-17
346062	8652-148-17
346033	8651-148-19
346063	8652-148-19
346034	8651-148-21
346064	8652-148-21
346035	8651-148-23
346065	8652-148-23

To choose a suitable prop pitch compared to the O/E part number, we suggest you consult with your local dealer for further details.



# SELVA to SOLAS Propellers Cross Reference

Gr.	Engine		Selva standard propeller						Solas Match			Solas Match		
	hp	Type	OEM	BL.	D	P	Mat.	Amita 3	Amita 4	Saturn	New Saturn	HR Titan 4		
<b>8</b>	Ray 8	4 T	6G1-45947-00-EL	3	8 1/2	6 1/2	All	3011-085-07						
	Selva 9,9/15hp	2T	2501300	3	9 1/4	10	All	2111-093-10						
<b>A</b>	Dolphin 9.9 (S)	4 T	683-45952-00-EL	3	9 1/4	9 3/4	All	3111-093-10	3113-093-10	3121-093-10				
	Dolphin 9.9 (L)	4 T	683-45947-00-EL	3	9 1/4	9	All	3111-093-09	3113-093-09	3121-093-09				
	Dolphin 15	4 T	683-45943-00-EL	3	9 1/4	10 1/2	All	3111-093-10	3113-093-10	3121-093-10				
	Antibes 20xs	2 T	2505500	3	10 1/2	11	All	2211-105-11	2213-102-11		2231-108-10			
<b>B</b>	Antibes 25	2 T	2505500	3	10 1/2	11	All	2211-105-11	2213-102-11		2231-105-11			
	Antibes 30	2 T	2505520	3	10 1/2	12	All	2211-103-12	2213-101-12		2231-103-12			
	Maiorca 35	2 T	2505570	3	10 1/2	12.5	All	2211-101-13	2213-100-13		2231-101-13			
	Moray 25	4 T	664-45945-00-EL	3	9 7/8	10 1/2	All	3211-099-10		3221-100-10	3231-108-10			
	Madeira 40	2 T	2505895		13	12	All	2311-125-13			2331-125-13			
	Madeira 40/50	2 T	2506050		12 1/2	13	All	2311-125-13			2331-125-13			
<b>C</b>	St. Tropez 40	2 T	2506050		12 1/2	13	All	2311-125-13			2331-125-13			
	St. Tropez 40/60	2 T	2506060		12 1/2	14	All	2311-125-14			2331-123-15			
	Manta 40	4 T	663-45945-02-EL	3	11 1/8	13	All	3311-111-13	3313-105-13	3321-111-13	3331-111-13			
	Barracuda 50/40	4 T	663-45945-02-EL	3	11 1/8	13	All	3311-111-13	3313-105-13	3321-111-13	3331-111-13			
	Dorado 60/40	4 T	663-45943-02-EL	3	11	15	All	3311-116-13		3321-111-13	3331-111-13			
	Tenerife 70	2 T	2505860		13	13	All	2411-138-13	2413-133-13	2421-138-12				
	Best 800	2 T	2505860		13	13	All	2411-138-13	2413-133-13	2421-138-13	2431-138-13	2453-135-13		
	Portofino 70	2 T	2506020		13 3/4	13	All	2411-138-13	2413-133-13	2421-138-13	2431-138-13	2453-135-13		
Portofino 75xs	2 T	2506020		13 3/4	13	All	2411-138-13	2413-133-13	2421-138-13	2431-138-13	2453-135-13			
<b>D</b>	Portofino 80	2 T	2506020		13 3/4	13	All	2411-138-13	2413-133-13	2421-138-13	2431-138-13	2453-135-13		
	SuperBest 1000	2 T	2505840		13	15	All	2411-135-15	2413-130-15	2421-138-15	2431-135-15	2453-133-15		
	Montecarlo 90	2 T	2506030		13 1/2	15	All	2411-135-15	2413-130-15	2421-138-15	2431-135-15	2453-133-15		
	Montecarlo 100	2 T	2506030		13 1/2	15	All	2411-135-15	2413-130-15	2421-138-15	2431-135-15	2453-133-15		
	Marlin 100	4 T	6E5-45943-00-EL	3	12 5/8	21	All	3411-130-19	3413-125-19	3421-133-19	3431-130-19	3453-130-19		
	Nanwhal 115	4 T	688-45970-03-98	3	13	19	Acciaio	3411-130-19	3413-125-19	3421-133-19	3431-130-19	3453-130-19		
	White Shark 150 HPDFI	2 T	6G5-45974-03-98	3	13 3/4	19	Acciaio	3511-150-17	3513-145-17		3531-143-17	3553-143-17		

SELVA is a registered trademark of the Selva marine Corp  
 To choose a suitable prop pitch compared to the O/E part number, we suggest you consult with your local dealer for further details.





 **SOLAS**<sup>®</sup>  
*Where Speed Begins*



**SOLAS SCIENCE & ENGINEERING CO.,LTD.**

37, 35th Road, Taichung Industrial Park, 40768 Taichung, Taiwan R.O.C

Tel : +886-4-2359-7455 | Fax : +886-4-2359-7535 | E-mail : market@solas.com.tw



[rubexprops.com](http://rubexprops.com)



[solas.com](http://solas.com)



9990415 JUL.2020